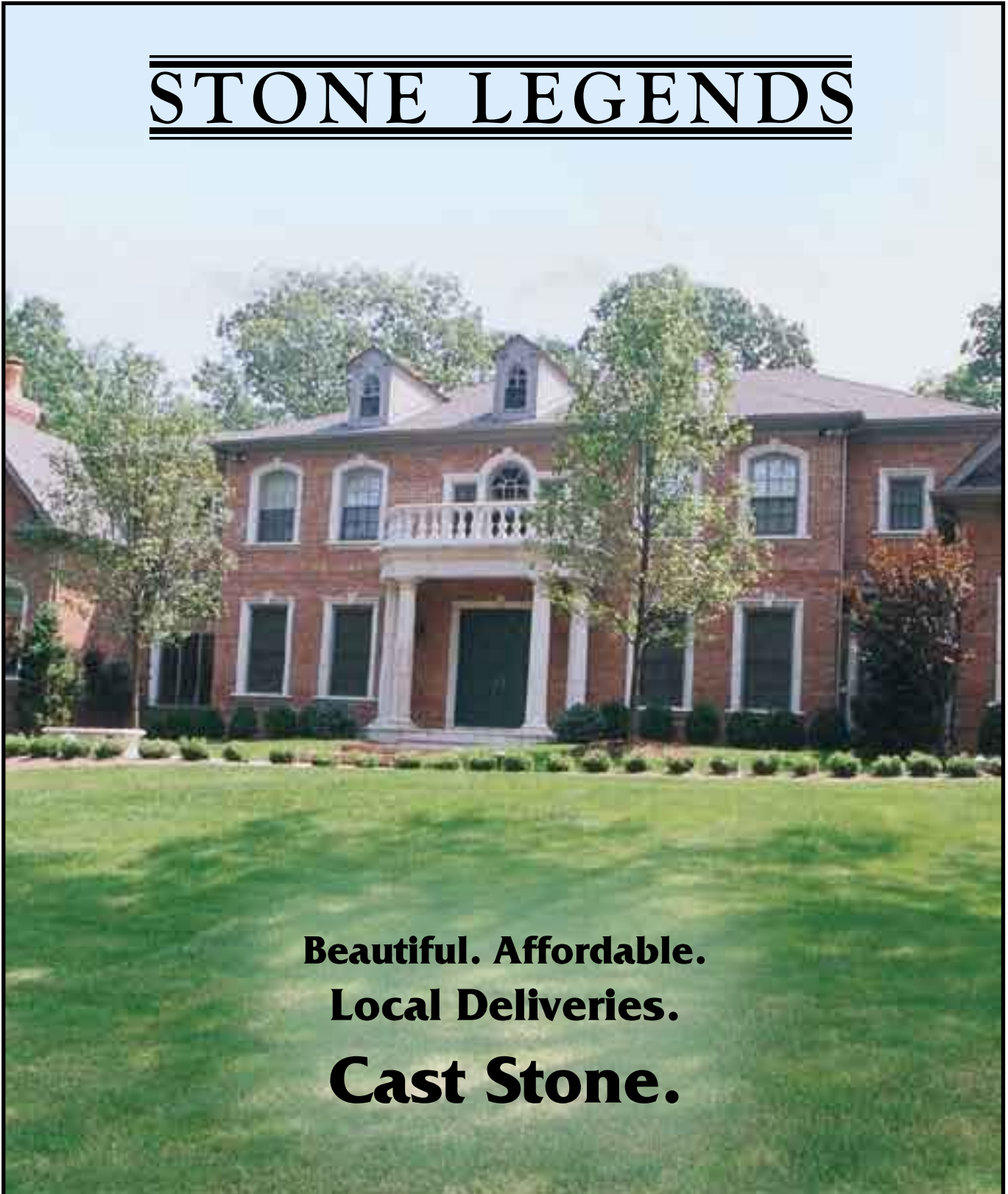


Fine Cast Stone Products

301 Pleasant Drive • Dallas, TX 75217 • 800-398-1199 • fax (214) 398-1293

STONE LEGENDS



**Beautiful. Affordable.
Local Deliveries.
Cast Stone.**

Fine Cast Stone Products

301 Pleasant Drive • Dallas, TX 75217 • 800-398-1199 • fax (214) 398-1293

Pricing

To arrive at the dollar value for any item, multiply the Cost Factor by Cost Index.

Cost Factor X Cost Index = \$
Current Cost Index is .022.

Beautiful!

Nothing compares with cast stone for enhancing a facade. Choose from windows, entries, columns, wall caps and more.

Affordable!

From the start, cast stone is an affordable choice for architectural elements. And it just gets better with age.

Available!

Inventoried for fast shipment:

- Window surrounds
- Window sills
- Watertable
- Keystones
- Columns
- Wall cap
- Pier caps
- Classical columns

Delivered!

To your job site on our truck

How does it work?

Fax a note to us with the Unit ID's and quantities desired for a complete quote. Sign the contract that is faxed back and return to us with your check. We will let you know when to expect delivery.

It's that simple.

Window and Door Surrounds



Add the beauty of cast stone your way! Choose from pre-engineered surrounds that include a sill. Or you can buy linear feet of a profile in 36" lengths and cut to fit on site. With a pre-engineered kit, you will get legs, sill and appropriate header pieces, designed for a typical sized window. You adjust the legs and header on site. The sills include coped corners for a finished look. With profile extrusions, you can purchase the number of straight pieces required and miter cut to fit on site. Either way, you receive the material quickly. By eliminating shop drawings, we meet your schedule on time, every time.

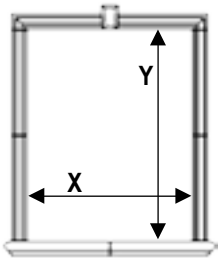
Fine Cast Stone Products

301 Pleasant Drive • Dallas, TX 75217 • 800-398-1199 • fax (214) 398-1293

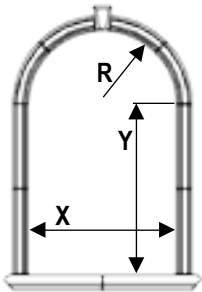
Window and Door Surrounds Pre-engineered

Select from four window unit styles. Each unit is either a square top window or a standard radius. Units included in the chart are available from inventory as shown on the drawings. Legs will fit the maximum dimensions shown for the unit. Header pieces can be cut to fit smaller openings on Square Top windows or to allow for keystones. See drawings for dimensional explanations. Keystones included.

Square Top

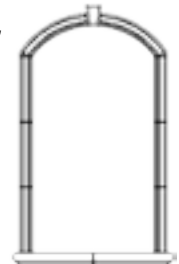


Circle Top



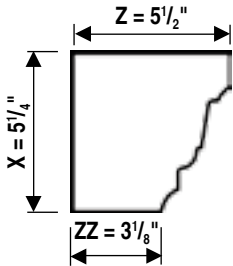
Use our pre-engineered surrounds to make beautiful square top and circle top window surrounds. Shown at left is a Vincent1 Square Top surround with the Bolson1 sill.

Eyebrow Top, another popular surround style

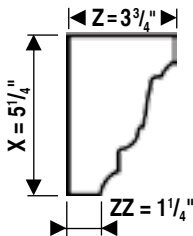


Inventory Profiles

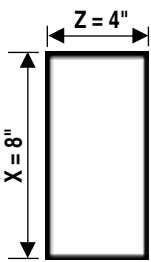
Window or Door Surrounds



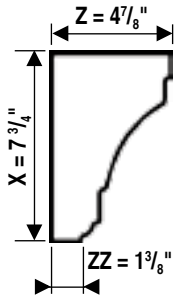
Jamison2
Brick Only



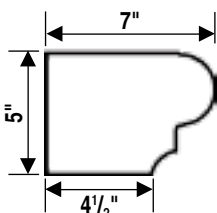
Jamison2A
Stucco Only



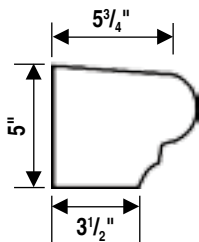
Flatface2A
Brick or Stucco



Vincent1
Brick or Stucco



Bolson1
Brick Only



Bolson2
Brick or Stucco

Unit ID	Profile	X	Y	R	CF/Unit	Wt/Unit
13039	Jamison2 Bolson1 SquareTop	60"	72"	NA	10890	706
13375	Jamison2 Bolson1 CircleTop	36"	72"	18"	10474	675
13362	Jamison2 Bolson1 CircleTop	60"	72"	30"	12895	846
13374	Jamison2 Bolson1 CircleTop	72"	72"	36"	14068	924
13073	Jamison2A Bolson2 SquareTop	60"	72"	NA	9999	527
13460	Jamison2A Bolson2 CircleTop	36"	72"	18"	9479	496
13461	Jamison2A Bolson2 CircleTop	60"	72"	30"	11669	628
13462	Jamison2A Bolson2 CircleTop	72"	72"	36"	12746	682
13246	Flatface2A Bolson2 SquareTop	60"	72"	NA	15442	959
13429	Flatface2A Bolson2 CircleTop	36"	72"	18"	12792	788
13430	Flatface2A Bolson2 CircleTop	60"	72"	30"	15273	953
13431	Flatface2A Bolson2 CircleTop	72"	72"	36"	15273	953
13166	Vincent1 Bolson1 SquareTop	60"	72"	NA	12786	763
13396	Vincent1 Bolson1 CircleTop	36"	72"	18"	13051	786
13397	Vincent1 Bolson1 CircleTop	60"	72"	30"	15644	960
13398	Vincent1 Bolson1 CircleTop	72"	72"	36"	15644	960

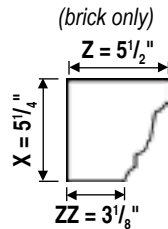
Fine Cast Stone Products

301 Pleasant Drive • Dallas, TX 75217 • 800-398-1199 • fax (214) 398-1293

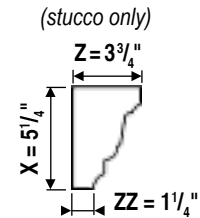
Window and Door Surrounds Profiles (by the linear foot)

Choose from four window and door surround profiles, and two sill profiles. The surround profiles are available with inside turns for the corners or as straights only. You miter cut to fit in the field. Furnished in nominal piece lengths of 36" each.

Jamison2



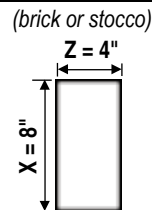
Jamison2A



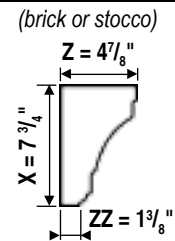
Unit ID	Profile	X	Y	R	CF/Unit	Wt/Unit
13115	Straights	5 1/4"	5 1/2"	NA	395	78
13115	Inside Turns	5 1/4"	5 1/2"	NA	395	78
13115	Radius	5 1/4"	5 1/2"	18"	395	78
13115	Radius	5 1/4"	5 1/2"	30"	395	78
13115	Radius	5 1/4"	5 1/2"	36"	395	78

Unit ID	Profile	X	Y	R	CF/Unit	Wt/Unit
13117	Straights	5 1/4"	3 1/4"	NA	363	54
13117	Inside Turns	5 1/4"	3 1/4"	NA	363	54
13117	Radius	5 1/4"	3 1/4"	18"	363	54
13117	Radius	5 1/4"	3 1/4"	30"	363	54
13117	Radius	5 1/4"	3 1/4"	36"	363	54

Flatface2A



Vincent1



Unit ID	Profile	X	Y	R	CF/Unit	Wt/Unit
13128	Straights	5 1/4"	5 1/2"	NA	460	37
13128	Inside Turns	5 1/4"	5 1/2"	18"	460	37
13128	Radius	5 1/4"	5 1/2"	30"	460	37
13128	Radius	5 1/4"	5 1/2"	36"	460	37

Unit ID	Profile	X	Y	R	CF/Unit	Wt/Unit
13117	Straights	7 3/4"	4 7/8"	NA	624	81
13117	Inside Turns	7 3/4"	4 7/8"	NA	624	81
13117	Radius	7 3/4"	4 7/8"	18"	624	81
13117	Radius	7 3/4"	4 7/8"	30"	624	81
13117	Radius	7 3/4"	4 7/8"	36"	624	81



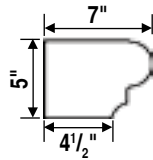
Right inside turn, Jamison2 Profile

Fine Cast Stone Products

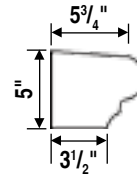
301 Pleasant Drive • Dallas, TX 75217 • 800-398-1199 • fax (214) 398-1293

Window and Door Surrounds Profiles by the linear foot

Bolson1



Bolson2



Unit ID	Profile	X	Z	R	CF/Unit	Wt/Unit
13115	Straights	5"	7"	36	1260	93
13115	Outside Copes	5"	7"	36	1260	93

Unit ID	Profile	X	Z	R	CF/Unit	Wt/Unit
13138	Straights	5"	5 3/4"	36	1125	93
13138	Outside Copes	5"	5 3/4"	36	1125	93



The upper window has a Bolson1 sill, with coped corners, supporting a Jamison2 surround.

The lower window uses the same profiles, but sits on the Bolson1 profile as part of a running watertable band around the house. Copes were used only at the corners of the house and at a stopping point.. See the photo below.

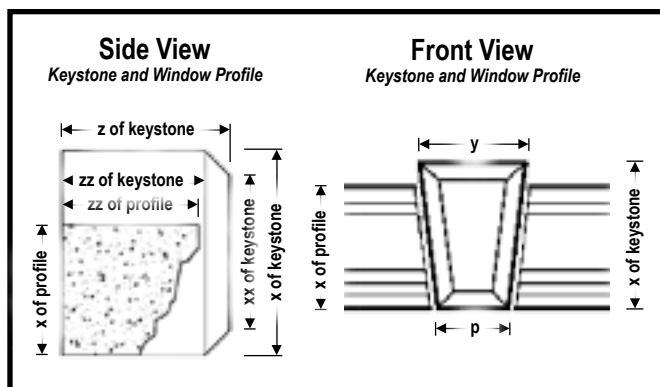


Fine Cast Stone Products

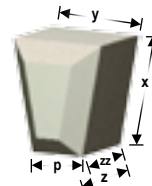
301 Pleasant Drive • Dallas, TX 75217 • 800-398-1199 • fax (214) 398-1293

Keystones

Keystones make a dramatic difference in the final look of a project. Inventory keystones are shown at right. Choose your keystone based on the thickness of the material around it. A keystone should be taller and thicker than the wall or window surround material. Use the drawings below to determine required sizes.



Chamfer



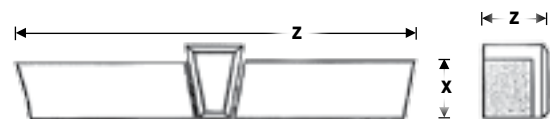
Unit ID	Profile	X	Z	ZZ	Y	P	CF/Unit	Wt/Unit
13283	Chamfer8*	8 ¹ / ₄ "	5"	4 ¹ / ₈ "	6"	4 ¹ / ₄ "	800	16
13285	Chamfer8C**	8 ¹ / ₄ "	6 ³ / ₄ "	5 ³ / ₄ "	6"	4"	950	21
13282	Chamfer10A*	10 ¹ / ₄ "	5"	4"	7 ³ / ₄ "	4 ¹ / ₄ "	1000	23
13281	Chamfer10B**	10 ¹ / ₄ "	6"	6"	7 ³ / ₄ "	4 ¹ / ₄ "	1150	33



Jack Arches

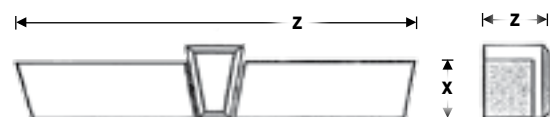
All our jack Arches (or lintels) come in three pieces, right and left header pieces and a keystone, and will fit over a maximum width window of 72". The keystones are Chamfer keys sized to fit with the header pieces. Profiles available include Flatface, Chamfer and Jamison. The edges are either angled or coped for the best look.

Chamfer



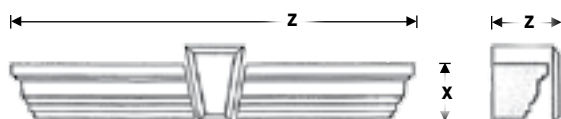
Unit ID	Profile	X	Z	ZZ	Y	CF/Unit	Wt/Unit
13725	Chamfer2	10"	5"	4 ¹ / ₈ "	72"	6200	306
13726	Chamfer3	8"	5"	4 ¹ / ₈ "	72"	5042	234

Flatface



Unit ID	Profile	X	Z	ZZ	Y	CF/Unit	Wt/Unit
13723	Flatface1A	10"	5"	4 ¹ / ₈ "	72"	5487	252
13724	Flatface2A	8"	5"	4 ¹ / ₈ "	72"	4926	192

Jamison



Unit ID	Profile	X	Z	ZZ	Y	CF/Unit	Wt/Unit
13727	Jamison2	5 ¹ / ₄ "	6 ³ / ₄ "	5 ³ / ₄ "	72"	4537	177
13728	Jamison2A	5 ¹ / ₄ "	5"	4 ¹ / ₈ "	72"	4195	124

Fine Cast Stone Products

301 Pleasant Drive • Dallas, TX 75217 • 800-398-1199 • fax (214) 398-1293

Columns

Classically designed columns bring elegance to any exterior. We offer three styles in a variety of heights. One will fit your requirements. Heights shown include 3/8" mortar joints between each piece, and at top and bottom of column.

Actual stone height is less.




Above is a Tuscan tapered hollow column, installed.

Corinthian



Unit ID	Profile	Base Dia.	Top Dia.	Height	CF/Ea.	Wt/Ea.
13099	9-Ft. Tapered Solid Smooth	11"	9"	108"	29000	818
13103	10-Ft. Tapered Solid Smooth	12½"	10"	120"	34500	1176
13105	12-Ft. Straight Hollow Smooth	12"	12"	144"	37000	1636
13107	12-Ft. Tapered Hollow Smooth	15"	12"	144"	46250	1818

Tuscan



Unit ID	Profile	Base Dia.	Top Dia.	Height	CF/Ea.	Wt/Ea.
13032	8-Ft. Tapered Solid Smooth	12"	10¼"	96"	19750	864
13038	9-Ft. Tapered Solid Smooth	13½"	11½"	108"	24750	1093
13041	9-Ft. Tapered Hollow Smooth	13½"	11½"	108"	24750	1093
13053	12-Ft. Straight Hollow Smooth	15"	12¾"	120"	29000	1451
13055	12-Ft. Tapered Hollow Smooth	15½"	15½"	144"	32000	2143

Verona



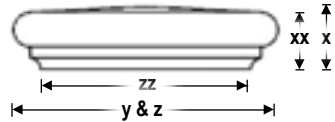
Unit ID	Profile	Base Dia.	Top Dia.	Height	CF/Ea.	Wt/Ea.
13732	9-Ft. Tapered Solid Smooth	11"	9"	108"	21000	802
13329	10-Ft. Tapered Solid Smooth	12½"	10"	120"	24750	1153
13733	12-Ft. Straight Hollow Smooth	12"	12"	144"	26500	1604
13734	12-Ft. Tapered Hollow Smooth	15"	12"	144"	33000	1782

Fine Cast Stone Products

301 Pleasant Drive • Dallas, TX 75217 • 800-398-1199 • fax (214) 398-1293

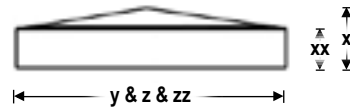
Pier Caps

Bolson Pier Caps



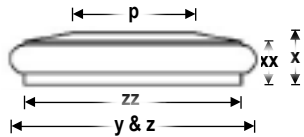
Unit ID	Profile	X	XX	Z	Y	ZZ	CF/Ea	Wt/Ea
13736	PC1	5½"	5"	23¼"	23¼"	18½"	3750	185
13737	PC3	5½"	5"	29½"	29½"	24¼"	6000	287

Flatface Rise Pier Caps




Unit ID	Profile	X	Z	Y	XX	CF/Ea	Wt/Ea
13221	PC10	4"	24"	22"	3½"	2400	185
13762	PC18	4"	22"	22"	3"	1950	127

Extrados Flat Pier Caps



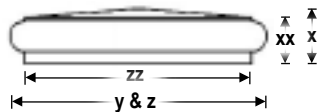
Unit ID	Profile	X	Z	Y	ZZ	P	CF/Ea	Wt/Ea
13736	PC1	4½"	21½"	21½"	19"	11"	2250	125

Mariah Flat Pier Caps



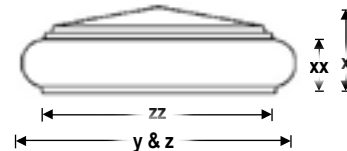
Unit ID	Profile	X	Z	Y	ZZ	P	CF/Ea	Wt/Ea
13760	PC1	4½"	21½"	21½"	19"	11"	2250	125

Extrados Rise Pier Caps



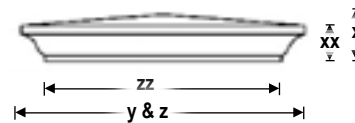
Unit ID	Profile	X	XX	Z	Y	ZZ	CF/Ea	Wt/Ea
13764	PC6	4"	3½"	23"	23"	20"	2500	127

Mariah Rise Pier Caps



Unit ID	Profile	X	XX	Z	Y	ZZ	CF/Ea	Wt/Ea
13755	PC3	5½"	3"	23"	23"	19"	2910	218

Ogee Rise Pier Caps



Unit ID	Profile	X	XX	Z	Y	ZZ	CF/Ea	Wt/Ea
13765	PC4	4"	3"	24"	24"	20"	2300	133

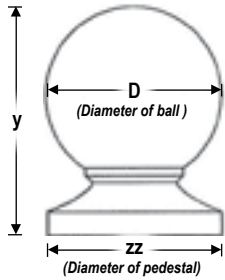


Fine Cast Stone Products

301 Pleasant Drive • Dallas, TX 75217 • 800-398-1199 • fax (214) 398-1293

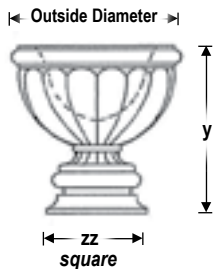
Finials

Ball with Pedestal



Unit ID	Profile	Diameter	ZZ	Y	CF/Ea	Wt/Ea
13769	Ball1	8"	8"	10 ¹ / ₈ "	2900	28
13770	Ball2	10 ³ / ₄ "	10 ³ / ₄ "	14"	3750	65
13771	Ball3	12 ¹ / ₄ "	12 ¹ / ₄ "	15 ³ / ₄ "	4800	92

Commodore Urn



Unit ID	Profile	Diameter	ZZ	Y	CF/Ea	Wt/Ea
13773	Commodore	14"	8 ¹ / ₄ "	14"	6000	110

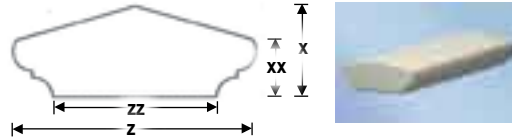
Traditional Pinecone



Unit ID	Profile	Diameter	ZZ	Y	CF/Ea	Wt/Ea
13772	Pinecone	13"	10"	22"	6750	130

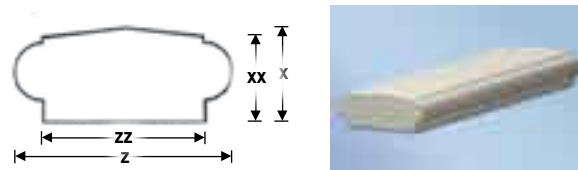
Wall Caps

Bolson Wall Cap



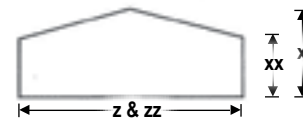
Unit ID	Profile	X	Z	Y	ZZ	CF/Lf	Wt/Lf
13738	WC1	5 ¹ / ₄ "	16"	36"	18"	2050	57

Extrados Wall Cap



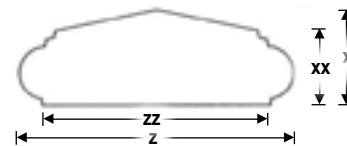
Unit ID	Profile	X	Z	Y	ZZ	CF/Lf	Wt/Lf
13766	WC3	3 ¹ / ₂ "	10 ³ / ₄ "	36"	8 ⁵ / ₈ "	550	31
13150	WC5	4"	12 ¹ / ₂ "	36"	10"	650	39

Flatface Rise Wall Cap



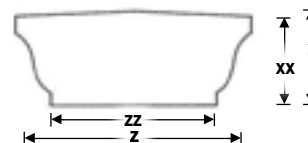
Unit ID	Profile	X	Z	Y	ZZ	CF/Lf	Wt/Lf
13158	WC3	4"	10 ⁵ / ₈ "	36"	10 ⁵ / ₈ "	550	33

Mariah Wall Cap



Unit ID	Profile	X	Z	Y	ZZ	XX	CF/Lf	Wt/Lf
13767	WC3	4"	11 ³ / ₈ "	36"	8 ⁵ / ₈ "	2 ¹ / ₂ "	660	51

Ogee Wall Cap



Unit ID	Profile	X	Z	Y	ZZ	XX	CF/Lf	Wt/Lf
13768	WC7	4"	11 ³ / ₈ "	36"	8 ⁵ / ₈ "	2 ¹ / ₂ "	529	42

Fine Cast Stone Products

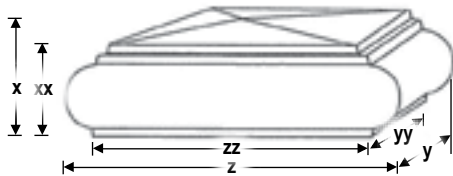
301 Pleasant Drive • Dallas, TX 75217 • 800-398-1199 • fax (214) 398-1293

Single-Brick Screen Wall Systems

Today, developers and builders are using single-brick walls to screen their neighborhoods from through streets. These pier caps and wall caps have been designed to fit specifically into this process. Choose from several profile options with matching pier caps and wall caps.

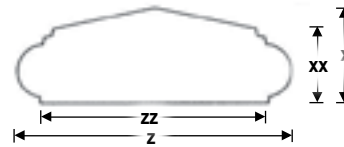
Mariah System

Mariah Rectangular Pier Cap



Unit ID	Profile	X	XX	Z	ZZ	Y	YY	CF/Lf	Wt/Lf
14072	RC1	4"	2½"	14"	12"	19"	17"	1068	80
14073	RC2	4"	2½"	14"	12"	24"	22"	1341	100

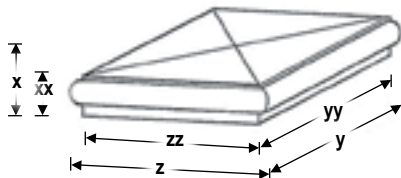
Mariah Wall Cap



Unit ID	Profile	X	XX	Z	ZZ	CF/Lf	Wt/Lf
14079	SWC1	4"	2½"	5"	4"	319	54

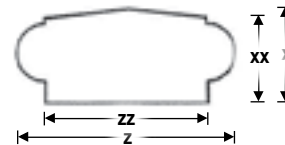
Extrados System

Extrados Rectangular Pier Cap



Unit ID	Profile	X	XX	Z	ZZ	Y	YY	CF/Lf	Wt/Lf
14074	RC1	4"	2½"	14"	12"	19"	17"	1068	80
14077	RC2	4"	2½"	14"	12"	24"	22"	1341	100

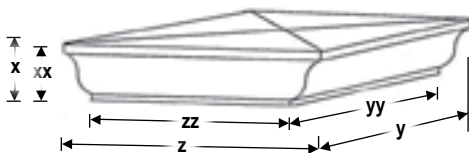
Extrados Wall Cap



Unit ID	Profile	X	XX	Z	ZZ	Y	CF/Lf	Wt/Lf
14078	SWC1	4"	2½"	5"	4"	36"	319	54

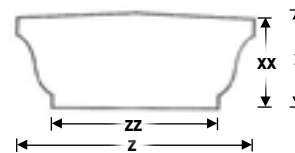
Ogee System

Ogee Rectangular Pier Cap



Unit ID	Profile	X	XX	Z	ZZ	Y	YY	CF/Lf	Wt/Lf
14075	RC1	4"	2½"	14"	12"	19"	17"	1068	80
14076	RC2	4"	2½"	14"	12"	24"	22"	1341	100

Ogee Wall Cap



Unit ID	Profile	X	XX	Z	ZZ	Y	CF/Lf	Wt/Lf
14080	SWC1	4"	2½"	5"	4"	36"	319	54

Fine Cast Stone Products

301 Pleasant Drive • Dallas, TX 75217 • 800-398-1199 • fax (214) 398-1293

Otterwood Balustrade




Balustrade comes with base rail, hand rail and balusters, as shown in the diagrams below. The difference between the two styles shown is the height of the baluster. The 0 Otterwood2 baluster is taller than the Otterwood1. To order, determine the preferred height, the total linear feet required and the baluster spacing desired. For stairs, cut baluster lugs to fit slope. Newel piers are sold separately, in two heights to match the balustrade. Inventoried as a finished end only.

Otterwood1 Grade & Carriage Newel Pier



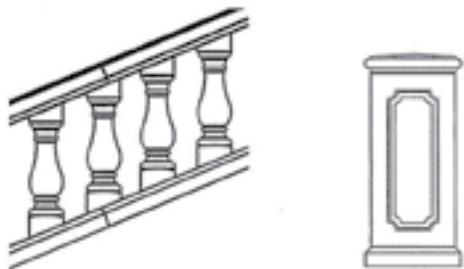
Unit ID	Profile	X	Z	Y	U	CF/Lf	Wt/Lf
12980	4" Ball Code	32 $\frac{1}{8}$ "	9 $\frac{1}{2}$ "	12"	7 $\frac{1}{2}$ "	4570	143
12979	5" Ball Code	32 $\frac{1}{8}$ "	9 $\frac{1}{2}$ "	12"	8 $\frac{1}{2}$ "	4109	134
12978	6" Ball Code	32 $\frac{1}{8}$ "	9 $\frac{1}{2}$ "	12"	9 $\frac{1}{2}$ "	3745	126
12977	Standard	32 $\frac{1}{8}$ "	9 $\frac{1}{2}$ "	12"	12"	3100	125
13187	Newel Pier	12"	12"	47 $\frac{1}{8}$ "	NA	4040	435

Otterwood2 Grade & Carriage Newel Pier



Unit ID	Profile	X	Z	Y	U	CF/Lf	Wt/Lf
12984	4" Ball Code	36 $\frac{5}{8}$ "	9 $\frac{1}{2}$ "	12"	7 $\frac{1}{2}$ "	4570	191
12983	5" Ball Code	36 $\frac{5}{8}$ "	9 $\frac{1}{2}$ "	12"	8 $\frac{1}{2}$ "	4109	176
12982	6" Ball Code	36 $\frac{5}{8}$ "	9 $\frac{1}{2}$ "	12"	9 $\frac{1}{2}$ "	3745	164
12981	Standard	36 $\frac{5}{8}$ "	9 $\frac{1}{2}$ "	12"	12"	3100	143
12984	Newel Pier	12"	12"	41 $\frac{5}{8}$ "	NA	3603	475

Otterwood1 Straight Stairs & Carriage Newel Pier



Unit ID	Profile	X	Z	Y	U	CF/Lf	Wt/Lf
13024	4" Ball Code	NA	9 $\frac{1}{2}$ "	12"	7 $\frac{1}{2}$ "	6520	210
13023	5" Ball Code	NA	9 $\frac{1}{2}$ "	12"	8 $\frac{1}{2}$ "	5871	192
13022	6" Ball Code	NA	9 $\frac{1}{2}$ "	12"	9 $\frac{1}{2}$ "	5358	179
13021	Standard	NA	9 $\frac{1}{2}$ "	12"	12"	4100	155
13187	Newel Pier	12"	12"	37 $\frac{1}{8}$ "	NA	4040	435

Otterwood2 Straight Stairs & Carriage Newel Pier



Unit ID	Profile	X	Z	Y	U	CF/Lf	Wt/Lf
13028	4" Ball Code	NA	9 $\frac{1}{2}$ "	12"	7 $\frac{1}{2}$ "	6520	250
13027	5" Ball Code	NA	9 $\frac{1}{2}$ "	12"	8 $\frac{1}{2}$ "	5871	228
13026	6" Ball Code	NA	9 $\frac{1}{2}$ "	12"	9 $\frac{1}{2}$ "	5358	211
13025	Standard	NA	9 $\frac{1}{2}$ "	12"	12"	4100	180
12982	Newel Pier	12"	12"	41 $\frac{5}{8}$ "	NA	4040	475

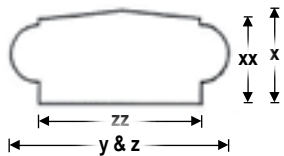
Fine Cast Stone Products

301 Pleasant Drive • Dallas, TX 75217 • 800-398-1199 • fax (214) 398-1293

Balustrade Parts

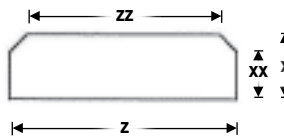
Balustrade parts, individual pieces of hand rail, base rail and balusters may be purchased separately by the linear foot.

Extrados1 Handrail



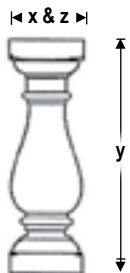
Unit ID	Profile	X	Z	ZZ	Y	CF/Lf	Wt/Lf
13776	Straight	4"	9½"	7"	36"	550	31
13776	Finished End	4"	9½"	7"	36"	550	31

Chamfer1 Baserail



Unit ID	Profile	X	Z	ZZ	Y	CF/Lf	Wt/Lf
13777	Straight	4"	9"	7"	36"	450	32
13777	Finished End	4"	9"	7"	36"	450	32

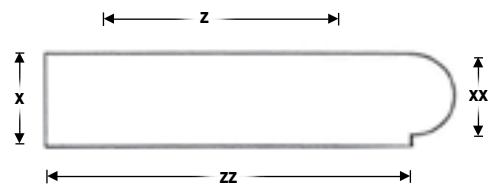
Otterwood Balusters



Unit ID	Profile	X	Z	ZZ	Y	CF/Lf	Wt/Lf
13778	Otterwood1	7"	7"	7"	23"	2450	50
13779	Otterwood1 lugs	7"	7"	7"	30"	2950	90
13780	Otterwood2	7"	7"	7"	27½"	2450	80
13781	Otterwood2 lugs	7"	7"	7"	34½"	2950	110

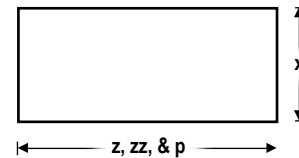
Pool Coping

Bullnose Edge



Unit ID	Profile	X	Z	ZZ	Y	CF/Lf	Wt/Lf
13784	Straight	2½"	12"	11"	36"	420	27

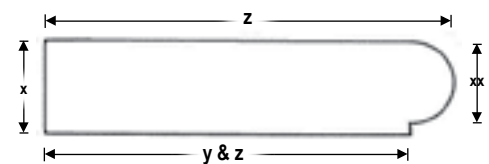
Flatface Edge



Unit ID	Profile	X	Z	ZZ	Y	CF/Lf	Wt/Lf
13785	Straight	2½"	12"	12"	36"	399	27

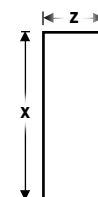
Tread Risers

Bullnose Treads



Unit ID	Profile	X	Z	ZZ	Y	CF/Lf	Wt/Lf
13792	Straight	2½"	14"	13"	36"	420	27
13793	Straight	2½"	14"	11"	36"	420	27

Flatface Riser



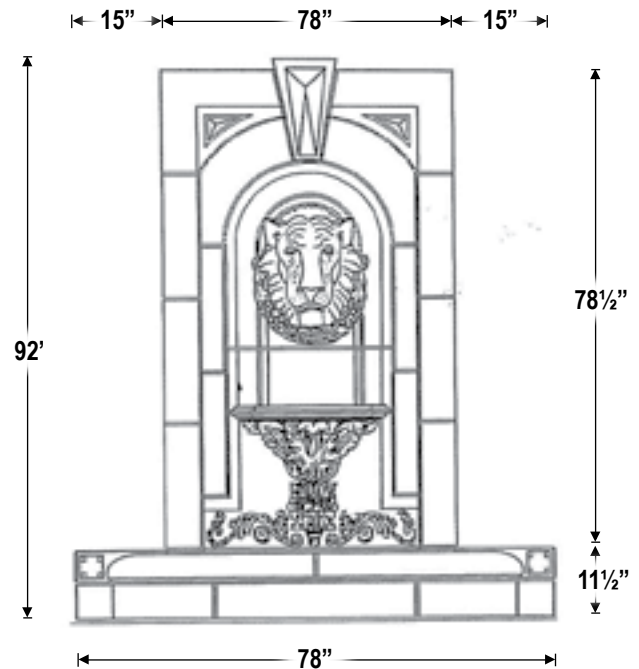
Unit ID	Profile	X	Z	ZZ	Y	CF/Lf	Wt/Lf
13794	Straight	7"	2"	2"	36"	350	13

Fine Cast Stone Products

301 Pleasant Drive • Dallas, TX 75217 • 800-398-1199 • fax (214) 398-1293

Fountains and Benches

Baroque Lion Fountain




Unit ID	Sizing	CF/Lf	Wt/Lf
13786	(See drawing above)	142000	3400



Above is the Triste Rectangular Bench

Benches						
Unit ID	Profile	X	Z	Y	CF/Lf	Wt/Lf
13787	Meyerson	14"	14"	48"	20000	525
13789	Triste Rectangular	18"	16"	48"	30000	440
13790	Triste Radius*	18"	16"	27 1/2"	39500	550

* Radius = 176"



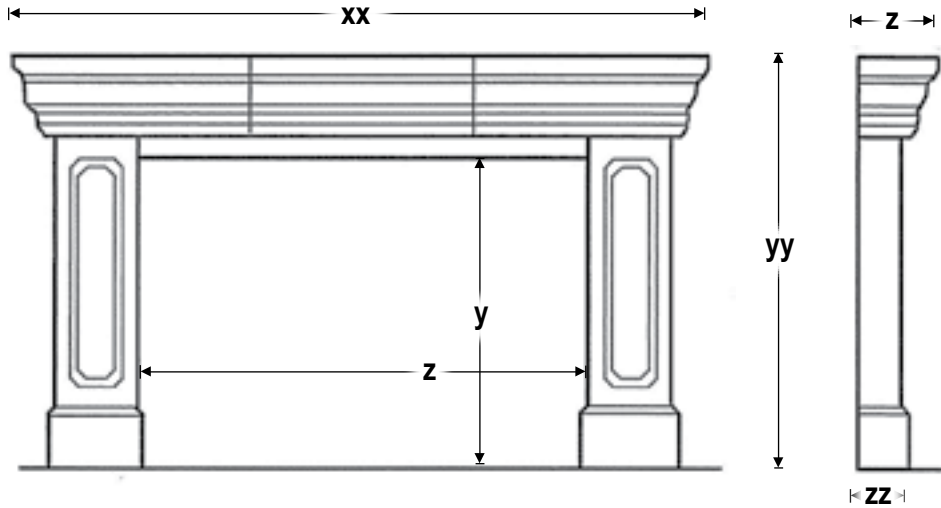
At right is the Meyerson Bench.

Fine Cast Stone Products

301 Pleasant Drive • Dallas, TX 75217 • 800-398-1199 • fax (214) 398-1293

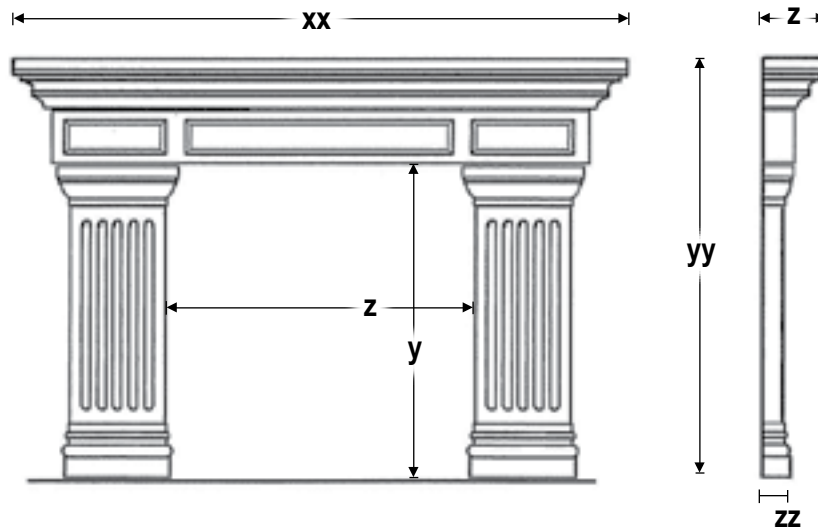
Fireplace Surrounds

Chesterfield



Unit ID	Size	X	XX	Y	YY	Z	ZZ	Hearth	CF/Lf	Wt/Lf
13742	42"	42"	75 ¹ / ₄ "	43"	60 ¹ / ₂ "	12"	7"	76"	35225	1050
13302	48"	48"	81 ¹ / ₄ "	43"	60 ¹ / ₂ "	12"	7"	80"	39773	1150

Waycross



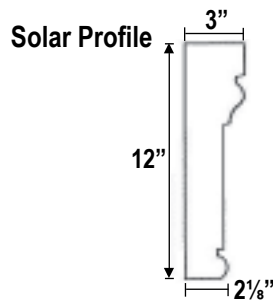
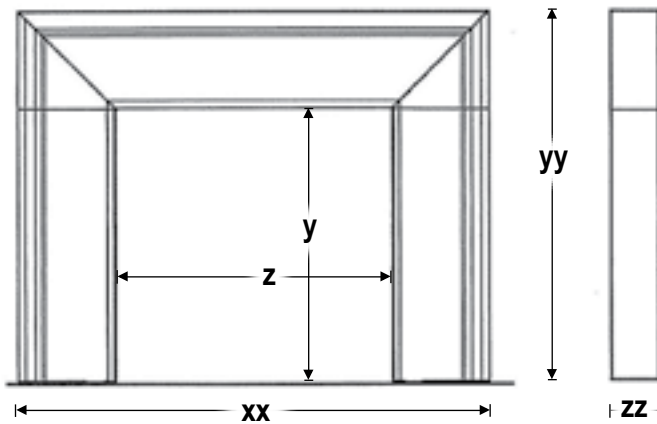
Unit ID	Size	X	XX	Y	YY	Z	ZZ	Hearth	CF/Lf	Wt/Lf
13795	36"	36"	70"	36"	48"	7"	3"	70"	25000	536
13796	42"	42"	76"	36"	48"	7"	3"	76"	28409	566

Fine Cast Stone Products

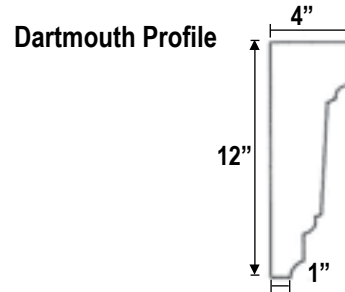
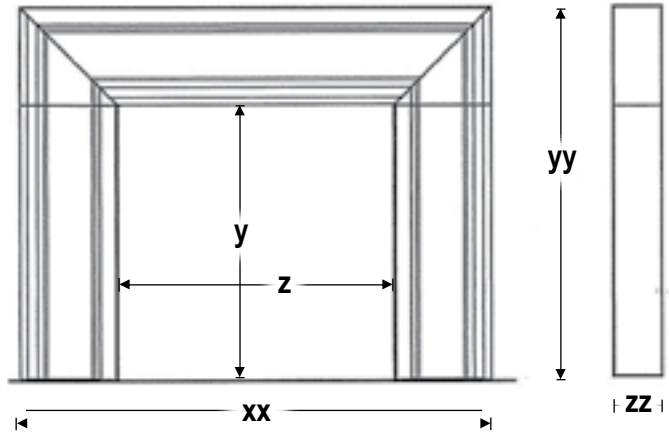
301 Pleasant Drive • Dallas, TX 75217 • 800-398-1199 • fax (214) 398-1293

Fireplace Surrounds

Solar



Dartmouth




Unit ID	Size	X	XX	Y	YY	ZZ	Hearth	CF/Lf	Wt/Lf
13797	36"	36"	60"	36"	48 1/4"	3"	66"	14770	410
13798	42"	42"	66"	36"	48 1/4"	3"	70"	17045	485

Unit ID	Size	X	XX	Y	YY	ZZ	Hearth	CF/Lf	Wt/Lf
13782	36"	36"	60"	36"	48 1/4"	4"	66"	14770	410
13783	42"	42"	66"	36"	48 1/4"	4"	70"	17045	485

Optional Caps

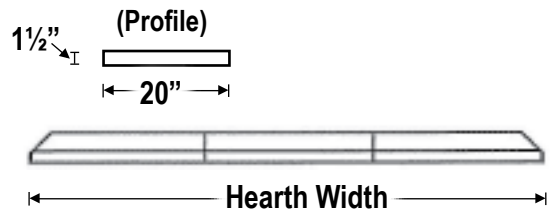
Add a mantel cap to the Solar or the Dartmouth. Use the chart below to determine weight added by each size cap. Not sold separately.



Unit ID	Size	Width	CF/Lf	Wt/Lf
13790	36"	Solar or Dartmouth	67"	9091 264
13800	42"	Solar or Dartmouth	73"	9091 210

Optional Hearths

Come in lengths to match each mantel. Use the chart below to determine weight added by each size hearth. Not sold separately.



Unit ID	Size	CF/Lf	Wt/Lf
13801	66"	6819	199
13783	70"	6819	210

Unit ID	Size	CF/Lf	Wt/Lf
13803	76"	6819	221
13804	80"	6819	230

(Shipping weights include about 50 lbs. of packing material.)

Fine Cast Stone Products

301 Pleasant Drive • Dallas, TX 75217 • 800-398-1199 • fax (214) 398-1293

STONE LEGENDS



**Beautiful • Affordable • Available
Cast Stone**