




CAPS FOR
LANDSCAPE
WALLS

CAPS FOR
LANDSCAPE
PIERS

FINIALS

LANDSCAPE
WALLS &
PIERS

STONE LEGENDS



Product Galleries Online!

www.stonelegends.com



Company History

Product Galleries



STONE LEGENDS


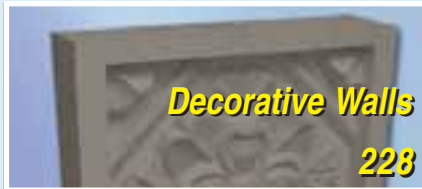
301 Pleasant Drive • Dallas, TX 75217
 (800) 398-1199 • FAX (214) 398-1293
www.stonelegends.com • sales@stonelegends.com

Landscape Walls and Piers Legend

Do It
The Easy
Way...



Send
Us
Your
Plans!



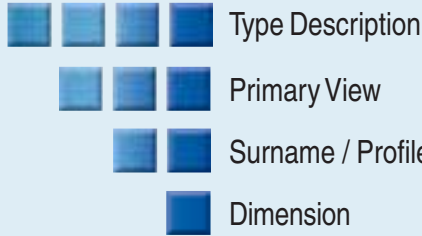
Chapter 6

301 Pleasant Drive • Dallas, TX 75217
(800) 398-1199 • FAX (214) 398-1293
www.stonelegends.com•sales@stonelegends.com

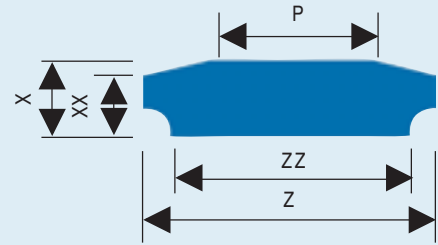
STONE LEGENDS

Caps for Landscape Walls Legend

Organization Guide



Listed below are available catalog options as shown in this chapter. Refer to page 6 for a complete list of available TypeDescriptions, PrimaryViews and Modifiers.

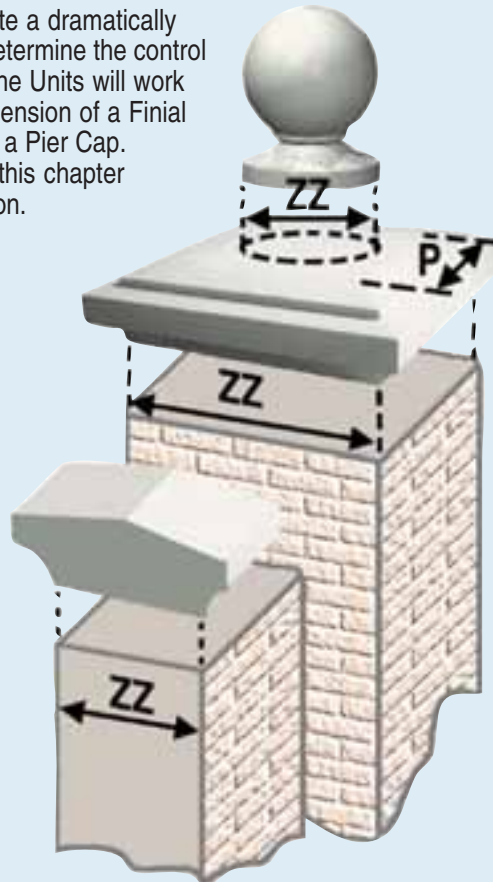


Product Groups	Type Descriptions	Primary Views	Modifiers
Caps for Landscape Walls	Caps for Landscape Walls Ornaments	FlatTop SlightSlope SpecialShape Steeple Half	Banded EasingOver EasingUp FinishedEnd FlatTop SlightTop

Combining Units

Units can work together to create a dramatically different effect. It is important to determine the control dimensions in order to verify that the Units will work together. For instance, the ZZ dimension of a Finial must work with the P dimension of a Pier Cap.

All three product groups within this chapter use the ZZ as the control dimension.



Pricing Legend

Wall cap costs are calculated based on an **Linear Foot (Lf) Basis**.

Refer to the **Stone Legends Pricing Legend**, located as an insert at the back of the catalog, for more information on calculating stone costs for catalog units.

STONE LEGENDS

301 Pleasant Drive • Dallas, TX 75217
 (800) 398-1199 • FAX (214) 398-1293
www.stonelegends.com • sales@stonelegends.com

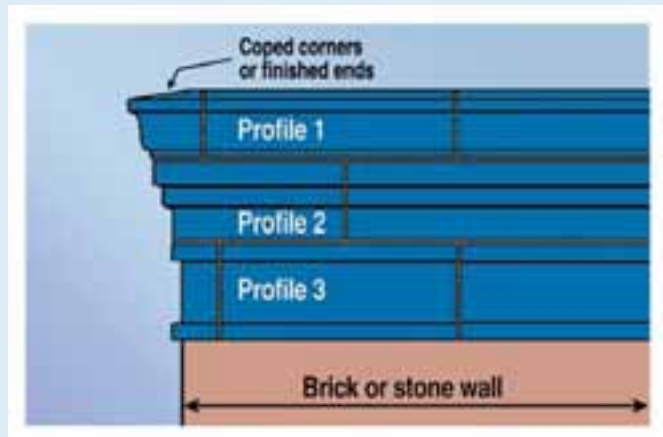
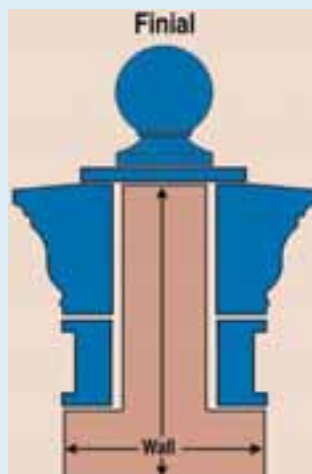
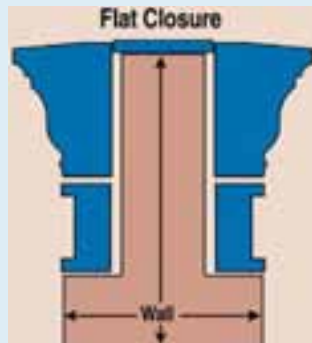
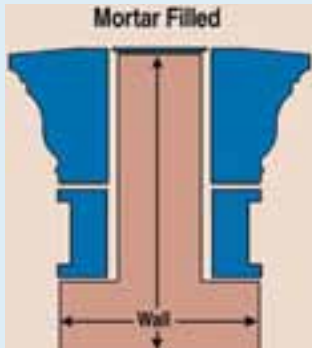
Caps for Landscape Walls Legend

Stacked Banded Wall Cap (Paver or mortar filled top)

Closure Alternatives

You can choose from four types of top closures with the banded pier/wall caps. The illustrations range from the simplest (mortar filled) to the most complex using a finial.

Mortar filled is great for a taller wall, where the top is never visible. A flat stone or one with a slight slope works well for the flat closure. A solid cap makes everything look finished. Finials bring an added touch to banded pier caps.



A banded wall or pier cap is made up of profiled stones that are sold by the linear foot, including cast-in corners. They may be a single profile or stacked. Almost any profiles can be used, but they must stack properly atop one another. See Chapter 11 - Profiles: The DNA of Stone for more information on stacking profiles.

Wall Cap/Pier Cap Symbols



Indicates a matching profile in both Caps for Landscape Walls and Caps for Landscape Piers.



Indicates a pier cap or wall cap profile that can be substituted on Newel Piers, Balustrade Hand Rails or Base Rails; refer to Patio and Pool Chapter.



Diamante

Unit ID 14343



GeorgiaRose Panel

Unit ID 16484

A Tresse is a decorative panel often with interlocking ornamentation used to adorn buildings or walls.

The Palm Grove Tresse (Unit ID 16493) is a great example of the uses of a tresse.



Penderton

Unit ID 16482



Georgia Rose Tresse

Unit ID 16486



Tammer Tresse

Unit ID 16492

Decorative Panels by
STONE LEGENDS

Landscape Walls – Decorative

Type Description	Primary View	View Modifiers			Sumame				
Ornaments	Square				Diamante	Unit ID	Cost Factor	Weight	
	X	Z	Y	ZZ	P				
Diamante	7 ⁵ / ₈ "	4 ¹³ / ₁₆ "	7 ⁵ / ₈ "	3 ⁵ / ₈ "	3 ⁵ / ₈ "	14343	643	19	

Type Description	Primary View	View Modifiers			Sumame				
Ornaments					Penderton	Unit ID	Cost Factor	Weight	
	X	Z	Y	ZZ	P				
Penderton	11 ⁵ / ₈ "	6 ¹ / ₄ "	9 ¹ / ₄ "	5 ¹ / ₈ "	5 ¹ / ₈ "	16482	1742	46	

Type Description	Primary View	View Modifiers			Sumame				
Ornaments	Panel				Georgia Rose	Unit ID	Cost Factor	Weight	
	X	Z	Y	ZZ	P				
GeorgiaRose Panel	24"	6"	23 ¹ / ₁₆ "	6"	6"	16484	7287	247	



Type Description	Primary View	View Modifiers			Sumame				
Ornaments	Panel	Tresse			Gecko	Unit ID	Cost Factor	Weight	
	X	Z	Y	ZZ	P				
GeckoTresse	8"	4 ³ / ₄ "	34 ¹ / ₈ "	4"	4"	16494	2843	96	



Type Description	Primary View	View Modifiers			Sumame				
Ornaments	Panel	Tresse			Georgia Rose	Unit ID	Cost Factor	Weight	
	X	Z	Y	ZZ	P				
GeorgiaRose1	12"	4"	24 ³ / ₄ "	4"	4"	16485	2614	89	
GeorgiaRose2	24"	6"	24 ³ / ₄ "	6"	6"	16486	7841	267	

Type Description	Primary View	View Modifiers			Sumame				
Ornaments	Panel	Tresse			Tammer	Unit ID	Cost Factor	Weight	
	X	Z	Y	ZZ	P				
Tammer	12"	6 ¹ / ₄ "	22 ¹ / ₄ "	3"	3"	16492	4283	146	

Type Description	Primary View	View Modifiers			Sumame				
Ornaments	Panel	Tresse			Palm Grove	Unit ID	Cost Factor/Lf	Weight/Lf	
	X	Z	Y	ZZ	P				
Palm Grove	8 ⁵ / ₈ "	2 ¹ / ₄ "	32"	-	-	16493	809	19	

301 Pleasant Drive • Dallas, TX 75217
 (800) 398-1199 • FAX (214) 398-1293
 www.stonelegends.com • sales@stonelegends.com

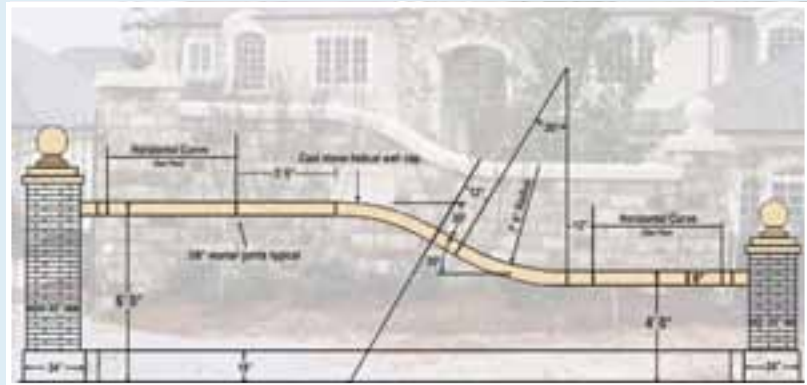
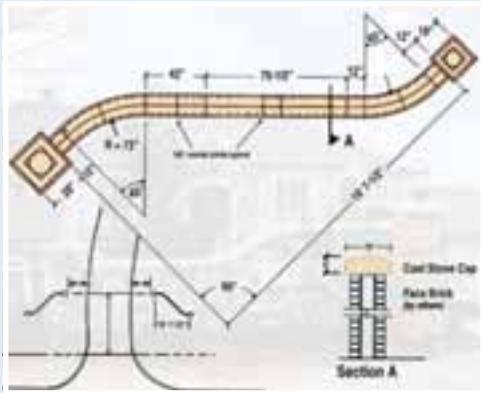
STONE LEGENDS



The Society Hill Wall System (Unit ID 491) has all the elements needed to accent your driveway with classic styling.

Systems & Steeples by
STONE LEGENDS

Caps for Landscape Wall - Wall Systems



Type Description
Caps For Landscape Walls

Primary View
SlightSlope

View Modifiers

Surname
Society Hill Wall System

	X	XX	Z	ZZ	Y	Unit ID	Cost Factor/Ea	Weight/Ea
Society Hill one side	6"	4"	16"	16"	240"	491	83100	2225
Second Wall	6"	4"	16"	16"	240"	491	73100	2225

System includes per wall: Helical and straight wall cap, Flatface Stacked Pier caps, Ball with Pedestal finials #6 and #8 at either end and a Medallion AD-1 Address Block. Technical sheet is available on the Society Hill Wall System.

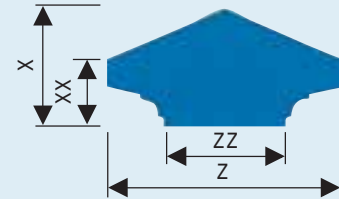
Caps for Landscape Wall - Steeple

Type Description
Caps For Landscape Walls

Primary View
Steeple

View Modifiers

Surname
Damarra



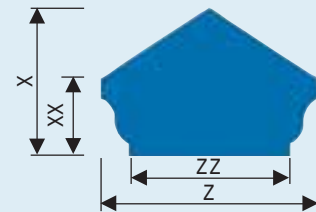
	X	XX	Z	ZZ	Y	Unit ID	Cost Factor/Ft	Weight/Ft
Damarra1	12"	7"	24"	12 1/2"	33"	1408	2750	170

Type Description
Caps For Landscape Walls

Primary View
Steeple

View Modifiers

Surname
Ogee Steeple



	X	XX	Z	ZZ	Y	Unit ID	Cost Factor/Ft	Weight/Ft
OgeeSteeple1	7 1/4"	3 3/4"	10 3/4"	8"	30"	1410	1500	40
OgeeSteeple2	7 1/4"	4"	12 1/4"	9 1/2"	36"	14243	1173	64


301 Pleasant Drive • Dallas, TX 75217
(800) 398-1199 • FAX (214) 398-1293
www.stonelegends.com • sales@stonelegends.com

STONE LEGENDS



Basil1


Unit ID 1411



Bolson1


Unit ID 1407

From landscape walls to fountain walls, cast stone wall cap is the perfect solution to your landscaping needs.



Brookside3

Unit ID 15516



Bullnose Rise1

Unit ID 14175



Charleston2

Unit ID 1415

Slight Slope Wall Caps by
STONE LEGENDS

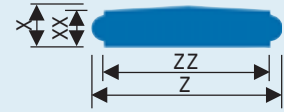
Caps for Landscape Wall - Slight Slope

Type Description
Caps For Landscape Walls

Primary View
Slight Slope

View Modifiers

Surname
Basil



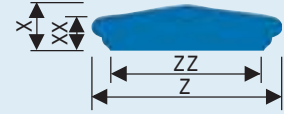
	X	XX	Z	ZZ	Y	Unit ID	Cost	Factor/Ft	Weight/Ft
Basil1	4 1/2"	4 1/4"	20 1/2"	18"	36"	1411	1100		77

Type Description
Caps For Landscape Walls

Primary View
Slight Slope

View Modifiers

Surname
Bolson



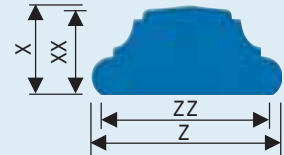
	X	XX	Z	ZZ	Y	Unit ID	Cost	Factor/Ft	Weight/Ft
Bolson1	5 1/2"	5"	16"	10"	36"	1407	1050		57
Bolson2	6 3/16"	5 3/16"	18"	12"	36"	14247	1426		91
Bolson3	4 1/2"	4"	17"	13"	36"	15517	979		68
Bolson5	5 1/2"	4 1/2"	20"	14"	36"	16130	1320		104
Bolson4	5 1/2"	4 7/8"	22"	16"	36"	14895	1456		81

Type Description
Caps For Landscape Walls

Primary View
Slight Slope

View Modifiers

Surname
Brookside



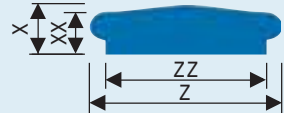
	X	XX	Z	ZZ	Y	Unit ID	Cost	Factor/Ft	Weight/Ft
Brookside1	10"	8"	20"	16"	32"	1412	2200		144
Brookside3	10"	8"	22"	18"	36"	15516	2640		189
Brookside2	10"	8"	40"	36"	32"	1413	4300		320

Type Description
Caps For Landscape Walls

Primary View
Slight Slope

View Modifiers

Surname
Bullnose Rise



	X	XX	Z	ZZ	Y	Unit ID	Cost	Factor/Ft	Weight/Ft
BullnoseRise3	4 1/4"	3"	17"	14"	36"	14458	867		65
BullnoseRise2	6"	4"	18"	15"	36"	14221	1296		96
BullnoseRise1	4"	3 1/4"	26 1/4"	24"	24"	14175	1260		95

Type Description
Caps For Landscape Walls

Primary View
Slight Slope

View Modifiers

Surname
Charleston







	X	XX	Z	ZZ	Y	Unit ID	Cost	Factor/Ft	Weight/Ft
Charleston1	2 1/4"	2"	12"	12"	36"	1414	400		22
Charleston4	4 1/8"	3"	12"	12"	36"	801	601		45
Charleston3	4 1/8"	3"	13"	13"	36"	14732	644		51
Charleston2	3 1/2"	3"	20"	20"	36"	1415	840		60

301 Pleasant Drive • Dallas, TX 75217
(800) 398-1199 • FAX (214) 398-1293
www.stonelegends.com • sales@stonelegends.com

STONE LEGENDS

Wrap your deck or terrace with the distinctive elegance of low height landscape walls with cast stone wall caps.



Slight Slope Wall Caps by
STONE LEGENDS

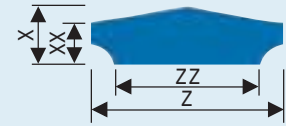
Caps for Landscape Wall - Slight Slope

Type Description
Caps For Landscape Walls

Primary View
Slight Slope

View Modifiers

Surname
Connelly



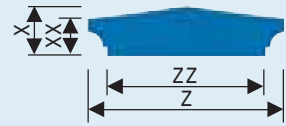
	X	XX	Z	ZZ	Y	Unit ID	Cost Factor/Ft	Weight/Ft
● Connelly1	4"	3 1/2"	10 1/2"	7 1/2"	36"	1416	600	32
Connelly2	4 3/4"	3 1/2"	14 1/2"	11"	36"	1417	850	53
Connelly4	8 1/2"	8"	16"	10"	36"	15086	1632	122
Connelly3	8 1/2"	8"	19"	13"	36"	15085	1938	145
Connelly5	4 3/4"	3 1/4"	22"	19"	36"	16000	1254	88

Type Description
Caps For Landscape Walls

Primary View
Slight Slope

View Modifiers

Surname
Corday



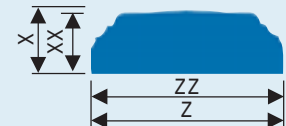
	X	XX	Z	ZZ	Y	Unit ID	Cost Factor/Ft	Weight/Ft
Corday1	4"	3"	16 1/4"	13"	36"	15025	780	57

Type Description
Caps For Landscape Walls

Primary View
Slight Slope

View Modifiers

Surname
Corsica



	X	XX	Z	ZZ	Y	Unit ID	Cost Factor/Ft	Weight/Ft
● Corsica1	4"	3 7/8"	12"	12"	36"	1418	650	40
Corsica2*	4"	3 3/4"	14"	14"	36"	14481	675	41

*Corsica2 is designed to cover exposed joints or welding plates, and includes a hollowed out area at "Z" that is 11" wide and 2" deep.

Type Description
Caps For Landscape Walls

Primary View
Slight Slope

View Modifiers

Surname
Damson



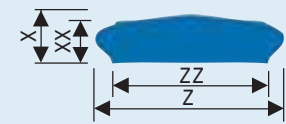
	X	XX	Z	ZZ	Y	Unit ID	Cost Factor/Ft	Weight/Ft
Damson1	6 5/16"	3 3/4"	16 1/4"	12"	36"	1409	1300	70

Type Description
Caps For Landscape Walls

Primary View
Slight Slope

View Modifiers





Surname
Dextra



	X	XX	Z	ZZ	Y	Unit ID	Cost Factor/Ft	Weight/Ft
Dextra1	4 13/16"	4 9/16"	14"	10"	36"	1419	800	53
Dextra2	4 13/16"	4 9/16"	16 1/4"	12 1/4"	36"	14233	926	69

301 Pleasant Drive • Dallas, TX 75217
(800) 398-1199 • FAX (214) 398-1293
www.stonelegends.com • sales@stonelegends.com

STONE LEGENDS

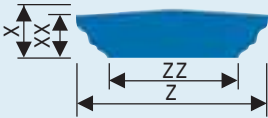


Surround your home with the luxurious beauty of landscape walls with cast stone wall caps.

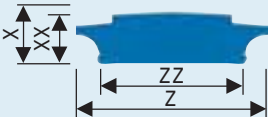
Slight Slope Wall Caps by
STONE LEGENDS

Caps for Landscape Wall - Slight Slope

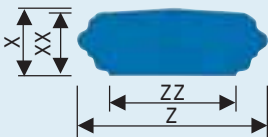
Type Description	Primary View	View Modifiers			Surname					
Caps For Landscape Walls	Slight Slope	X	XX	Z	ZZ	Y	Unit ID	Cost Factor/Ft	Weight/Ft	
		Dirke1	3 3/4"	3 1/2"	14"	9 1/2"	36"	1420	850	40



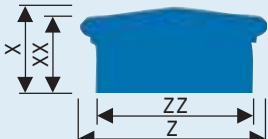
Type Description	Primary View	View Modifiers			Surname					
Caps For Landscape Walls	Slight Slope	X	XX	Z	ZZ	Y	Unit ID	Cost Factor/Ft	Weight/Ft	
		Dolan1	9"	8 1/2"	32"	24"	30"	1421	3600	218



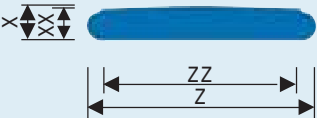
Type Description	Primary View	View Modifiers			Surname					
Caps For Landscape Walls	Slight Slope	X	XX	Z	ZZ	Y	Unit ID	Cost Factor/Ft	Weight/Ft	
		Dresden1	4"	3 3/4"	12"	8"	36"	15246	576	44



Type Description	Primary View	View Modifiers			Surname					
Caps For Landscape Walls	Slight Slope	X	XX	Z	ZZ	Y	Unit ID	Cost Factor/Ft	Weight/Ft	
		Duran1	4"	3 9/16"	9"	7 1/2"	36"	1422	500	29



Type Description	Primary View	View Modifiers			Surname					
Caps For Landscape Walls	Slight Slope	X	XX	Z	ZZ	Y	Unit ID	Cost Factor/Ft	Weight/Ft	
		Essex2	3 1/2"	3 1/4"	15 1/2"	12 1/2"	36"	14216	651	48
		Essex1	3 1/2"	3 1/4"	24"	20"	36"	14881	1029	77



Create a unique style by combining different building materials.

For the Cornet Pier Cap, refer to Caps for Landscape Piers. Unit ID 13885.

Steel fencing by others.



301 Pleasant Drive • Dallas, TX 75217
 (800) 398-1199 • FAX (214) 398-1293
 www.stonelegends.com • sales@stonelegends.com


STONE LEGENDS

Extend the design of your home into your landscape. Low height walls and planters are excellent uses for cast stone wall caps.




Extrados1

Unit ID 1423



Justin1

Unit ID 1437

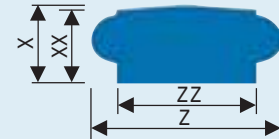



Mariah1

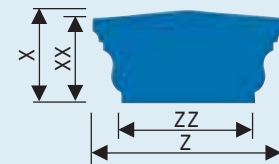
Unit ID 1438

Slight Slope Wall Caps by
STONE LEGENDS

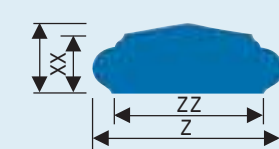
Caps for Landscape Wall - Slight Slope




Type Description	Primary View	View Modifiers			Surname					
Caps For Landscape Walls	Slight Slope	X	XX	Z	ZZ	Y	Unit ID	Cost	Factor/Ft	Weight/Ft
	● Extrados1	4"	3 ³ / ₄ "	9 ¹ / ₂ "	7"	36"	1423	550		31
	● Extrados2	3"	2 ³ / ₄ "	6 ³ / ₄ "	5"	36"	1430	400		16
	Extrados3	3 ¹ / ₂ "	3 ¹ / ₄ "	10 ³ / ₄ "	8 ³ / ₈ "	36"	1431	550		31
	Extrados4	4"	3 ³ / ₄ "	11 ¹ / ₂ "	9"	36"	1432	600		37
	Extrados5	4"	3 ³ / ₄ "	12 ¹ / ₂ "	10"	36"	1433	650		39
	Extrados15	4"	3 ³ / ₄ "	13"	10 ¹ / ₂ "	36"	1429	663		43
	Extrados6	4"	3 ³ / ₄ "	14 ¹ / ₂ "	12"	36"	1434	700		47
	Extrados19	4 ¹ / ₂ "	3 ³ / ₄ "	14 ¹ / ₂ "	12"	36"	15513	783		59
	Extrados10	4 ¹ / ₄ "	4"	14 ³ / ₄ "	12 ¹ / ₄ "	36"	1424	750		53
	Extrados16	4"	3 ³ / ₄ "	16 ¹ / ₈ "	12 ¹ / ₄ "	36"	13865	862		51
	Extrados11	4"	3 ³ / ₄ "	16 ¹ / ₈ "	13 ⁵ / ₈ "	36"	1425	800		51
	Extrados7	4 ³ / ₄ "	3 ³ / ₄ "	17 ¹ / ₂ "	15"	36"	1435	1000		75
	Extrados12	4 ¹ / ₈ "	3 ⁷ / ₈ "	18 ¹ / ₂ "	16"	36"	1426	900		63
	Extrados13	4 ¹ / ₂ "	4 ¹ / ₄ "	19"	16"	36"	1427	950		71
	Extrados20	4 ¹ / ₂ "	4"	18 ¹ / ₂ "	16"	36"	15514	999		75
	Extrados9	4 ³ / ₄ "	3 ³ / ₄ "	18 ¹ / ₂ "	16"	36"	714	1050		72
	Extrados22	4 ¹ / ₂ "	4"	19"	16 ¹ / ₂ "	36"	15518	1026		77
	Extrados17	5 ¹ / ₄ "	4 ³ / ₄ "	20 ¹ / ₂ "	16 ¹ / ₂ "	36"	15470	1292		97
	Extrados8	5"	4 ³ / ₄ "	20 ¹ / ₂ "	17 ¹ / ₂ "	36"	1436	1250		85
	Extrados21	4"	3 ³ / ₄ "	20"	18"	36"	14222	960		72
	Extrados18	5 ³ / ₈ "	3 ⁵ / ₈ "	21 ¹ / ₂ "	20"	36"	14211	1437		105
	Extrados14	4 ⁵ / ₈ "	4 ³ / ₈ "	26 ¹ / ₂ "	24"	36"	1428	1400		102



Type Description	Primary View	View Modifiers			Surname					
Caps For Landscape Walls	Slight Slope	X	Z	XX	ZZ	Y	Unit ID	Cost	Factor/Ft	Weight/Ft
	● Justin1	6"	12"	5 ⁷ / ₁₆ "	8"	-	1437	950		54



Type Description	Primary View	View Modifiers			Surname					
Caps For Landscape Walls	Slight Slope	X	Z	XX	ZZ	Y	Unit ID	Cost	Factor/Ft	Weight/Ft
	Mariah1	5"	13"	4 ¹ / ₄ "	10 ³ / ₈ "	36"	1438	750		52
	Mariah2	5 ¹ / ₂ "	16"	4 ¹ / ₄ "	13 ³ / ₈ "	36"	1439	1000		72

301 Pleasant Drive • Dallas, TX 75217
 (800) 398-1199 • FAX (214) 398-1293
 www.stonelegends.com • sales@stonelegends.com


STONE LEGENDS

Custom compound radius walls add distinctive styling to your project site. Contact Stone Legends for information on custom wall caps.



Flatface Rise1

Unit ID 1456

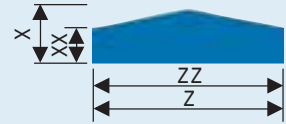


Marsalla1

Unit ID 1440

Slight Slope Wall Caps by
STONE LEGENDS

Caps for Landscape Wall - Slight Slope



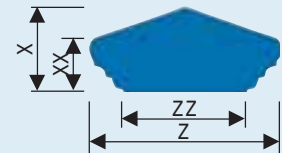
Type Description
Caps For Landscape Walls

Primary View
Slight Slope

View Modifiers

Surname
Flatface Rise

	X	Z	XX	ZZ	Y	Unit ID	Cost	Factor/Ft	Weight/Ft
● FlatfaceRise1	4"	8"	3 ³ / ₄ "	8"	36"	1456	400	28	
FlatfaceRise2	4"	10"	3"	10"	36"	8941	500	34	
FlatfaceRise3	4"	10 ⁵ / ₈ "	3"	10 ⁵ / ₈ "	36"	564	550	33	
FlatfaceRise4	3 ¹ / ₂ "	12"	3 ¹ / ₄ "	12"	36"	8942	550	37	
FlatfaceRise22	4"	12"	3"	12"	36"	14185	576	45	
FlatfaceRise5	3"	13"	2"	13"	36"	8943	500	29	
FlatfaceRise6	3 ¹ / ₂ "	13"	3"	13"	27"	8944	650	38	
FlatfaceRise7	8 ¹ / ₂ "	13"	8"	13"	36"	8945	1200	96	
FlatfaceRise8	2 ¹ / ₂ "	14"	2"	14"	36"	8946	450	28	
FlatfaceRise9	3"	14"	2 ¹ / ₂ "	14"	36"	8947	550	34	
FlatfaceRise10	3 ¹ / ₄ "	14"	3"	14"	36"	8948	600	40	
FlatfaceRise23	4 ¹ / ₄ "	14"	4"	14"	36"	14213	714	57	
FlatfaceRise24	4 ¹ / ₂ "	14"	3"	14"	36"	14236	756	59	
FlatfaceRise18	6"	14"	3"	14"	36"	492	1080	58	
FlatfaceRise11	3"	14 ¹ / ₄ "	2 ¹ / ₂ "	14 ¹ / ₄ "	36"	8949	550	37	
FlatfaceRise12	4"	16"	3 ¹ / ₂ "	16"	36"	8950	800	54	
FlatfaceRise13	6"	16"	4"	16"	36"	8951	1050	72	
FlatfaceRise25	3 ¹ / ₂ "	16 ¹ / ₄ "	3"	16 ¹ / ₄ "	36"	14237	683	54	
FlatfaceRise14	3 ¹ / ₂ "	17 ¹ / ₂ "	3"	17 ¹ / ₂ "	36"	8952	750	51	
FlatfaceRise20	4"	18"	3 ¹ / ₂ "	18"	36"	13915	864	68	
FlatfaceRise19	4 ¹ / ₂ "	20"	3"	20"	36"	14239	1180	85	
FlatfaceRise15	5"	22"	4"	22"	36"	8953	1200	89	
FlatfaceRise21	4 ³ / ₄ "	26"	4 ¹ / ₄ "	26"	36"	13975	1483	117	
FlatfaceRise16	4"	25 ¹ / ₄ "	3"	25 ¹ / ₄ "	27"	8954	1100	80	
FlatfaceRise17	3 ¹ / ₄ "	44"	3"	44"	36"	8955	1500	125	



Type Description
Caps For Landscape Walls

Primary View
Slight Slope


View Modifiers

Surname
Marsalla

	X	Z	XX	ZZ	Y	Unit ID	Cost	Factor/Ft	Weight/Ft
● Marsalla1	5 ¹ / ₄ "	12"	3 ¹ / ₄ "	7 ³ / ₄ "	36"	1440	750	42	
Marsalla2	6 ⁵ / ₈ "	19 ³ / ₄ "	3 ¹ / ₄ "	14"	36"	1441	1150	80	
Marsalla3	6 ¹ / ₂ "	21 ³ / ₈ "	3 ¹ / ₄ "	17 ⁹ / ₁₆ "	36"	1442	1300	87	
Marsalla4	7 ³ / ₁₆ "	24 ⁹ / ₁₆ "	3 ¹ / ₄ "	20 ⁷ / ₈ "	36"	1443	1550	115	
Marsalla5	7 ³ / ₈ "	26 ⁵ / ₁₆ "	3 ¹ / ₄ "	22 ¹ / ₂ "	36"	1444	1700	122	

301 Pleasant Drive • Dallas, TX 75217
(800) 398-1199 • FAX (214) 398-1293
www.stonelegends.com • sales@stonelegends.com

STONE LEGENDS



Low height landscape walls can divide and frame your property while maintaining the view of your home.

Slight Slope Wall Caps by STONE LEGENDS

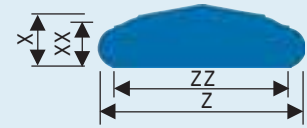
Caps for Landscape Wall - Slight Slope

Type Description
Caps For Landscape Walls

Primary View
Slight Slope

View Modifiers

Surname
Maxwell



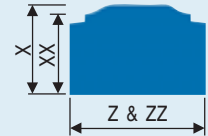
	X	Z	XX	ZZ	Y	Unit ID	Cost	Factor/Ft	Weight/Ft
Maxwell1	6"	22 1/2"	5 1/2"	19"	36"	1445	1500	100	
Maxwell2	6"	24"	5 1/2"	20 1/2"	36"	1446	1600	108	
Maxwell3	6"	30"	5 1/2"	26 1/2"	36"	1447	2000	140	

Type Description
Caps For Landscape Walls

Primary View
Flat Top

View Modifiers

Surname
Neptune



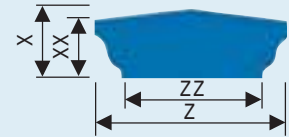
	X	Z	XX	ZZ	Y	Unit ID	Cost	Factor/Ft	Weight/Ft
Neptune1	6"	9"	4 3/4"	9"	24"	1448	700	48	

Type Description
Caps For Landscape Walls

Primary View
Slight Slope

View Modifiers

Surname
Ogee



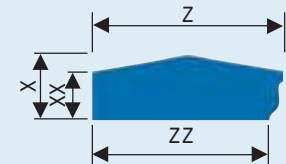
	X	Z	XX	ZZ	Y	Unit ID	Cost	Factor/Ft	Weight/Ft
Ogee1	4"	10"	3 3/4"	7"	36"	1449	500	32	
Ogee6	5 1/2"	13 5/16"	5"	9 5/8"	36"	14241	966	66	
Ogee2	5 7/8"	16 1/2"	4 7/8"	12"	36"	1450	1050	68	
Ogee5	5 7/8"	20 1/2"	4 7/8"	16"	36"	1453	1287	95	
Ogee3	7"	20"	5 1/4"	17"	36"	1451	1450	106	
Ogee4	7"	22"	5"	18"	36"	1452	1440	112	
Ogee7	5 7/8"	23 1/4"	4 7/8"	18 3/4"	36"	14244	1805	123	

Type Description
Caps For Landscape Walls

Primary View
Slight Slope

View Modifiers

Surname
Ogee Square



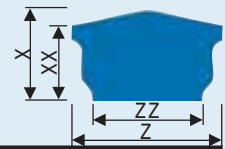
	X	Z	XX	ZZ	Y	Unit ID	Cost	Factor/Ft	Weight/Ft
OgeeSquare1	7"	20"	5 1/4"	18 1/2"	36"	817	1500	111	
OgeeSquare2	7"	22"	5"	20"	36"	8958	1705	126	

Type Description
Caps For Landscape Walls

Primary View
Slight Slope

View Modifiers

Surname
Ogle





	X	Z	XX	ZZ	Y	Unit ID	Cost	Factor/Ft	Weight/Ft
Ogle1	5"	8"	4 3/4"	6"	36"	1454	500	31	
Ogle2	6"	9"	5 3/4"	7"	36"	1455	700	48	

301 Pleasant Drive • Dallas, TX 75217
(800) 398-1199 • FAX (214) 398-1293
www.stonelegends.com • sales@stonelegends.com

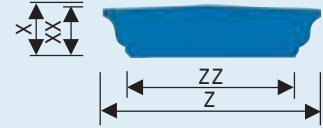
STONE LEGENDS


Radius wall caps are beautiful additions to landscape wall designs. Stone Legends has the experience you need to make radius installations as simple as possible to install.

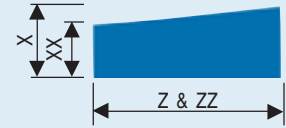



Slight Slope Wall Caps by
STONE LEGENDS

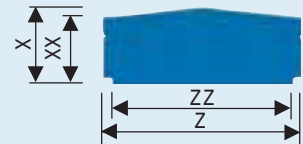
Caps for Landscape Wall - Slight Slope




Type Description	Primary View	View Modifiers			Surname					
Caps For Landscape Walls	Slight Slope	X	Z	XX	Oriel	Y	Unit ID	Cost	Factor/Ft	Weight/Ft
	Oriel1	5"	18 1/2"	4"	13 1/2"	36"	14484	1210		83



Type Description	Primary View	View Modifiers			Surname					
Caps For Landscape Walls	Slight Slope	X	Z	XX	Slope	Y	Unit ID	Cost	Factor/Ft	Weight/Ft
	Slope15	4 5/8"	8"	4 1/8"	8"	36"	9001	450		31
	Slope9	4 5/8"	9"	4 1/8"	9"	36"	8997	510		36
	Slope1	4"	9 1/4"	3"	9 1/4"	36"	8990	500		32
	Slope17	5 1/4"	9 1/4"	4 3/4"	9 1/4"	36"	9003	600		42
	Slope2	2 1/2"	11"	2"	11"	36"	8991	400		24
	Slope18	5 1/2"	11"	4 1/2"	11"	36"	9004	750		50
	Slope13	3 3/4"	11 1/2"	2 3/4"	11 1/2"	36"	819	550		34
	Slope19	6 1/4"	11 1/2"	5 1/2"	11 1/2"	36"	9005	850		61
	Slope3	5"	11 5/8"	4 1/2"	11 5/8"	36"	815	750		50
	Slope4	3 1/2"	12"	3 1/4"	12"	36"	8992	550		37
	Slope10	5"	13"	4 3/4"	13"	36"	8998	780		54
	Slope14	5 3/4"	13"	5"	13"	36"	9000	900		64
	Slope11	10"	13"	9 3/4"	13"	36"	8999	1600		116
	Slope12	4 1/2"	14"	4"	14"	36"	587	750		56
	Slope23	7 1/2"	14"	6 1/2"	14"	36"	9571	1200		89
	Slope16	4 1/4"	15"	4"	15"	36"	9002	750		56
	Slope22	3 1/2"	15 1/2"	2 1/2"	15 1/2"	36"	9570	650		42
	Slope21	4 1/2"	15 3/4"	3 1/2"	15 1/2"	36"	9569	850		58
	Slope5	5"	16 5/8"	4 1/2"	16 5/8"	36"	8993	1000		71
	Slope6	5"	17 5/8"	4 1/2"	17 5/8"	36"	8994	1050		76
	Slope25	7 1/2"	22"	6 1/2"	22"	36"	9572	1700		139
	Slope24	2 1/4"	21"	1 3/4"	21"	36"	9573	600		39
	Slope20	6"	23"	5"	23"	36"	9006	1500		114
	Slope7	7 5/8"	23 5/8"	7 1/8"	23 5/8"	36"	8995	1700		157
	Slope8	5"	28"	4 1/2"	28"	36"	8996	1500		112





Type Description	Primary View	View Modifiers			Surname					
Caps For Landscape Walls	Slight Slope	X	Z	XX	Wrengren	Y	Unit ID	Cost	Factor/Ft	Weight/Ft
	Wrengren1	8"	10 1/2"	7 1/2"	7 3/4"	36"	8956	1400		66
	Wrengren2	4"	10 1/2"	3 1/2"	9 1/2"	36"	8957	750		37

301 Pleasant Drive • Dallas, TX 75217
 (800) 398-1199 • FAX (214) 398-1293
 www.stonelegends.com • sales@stonelegends.com

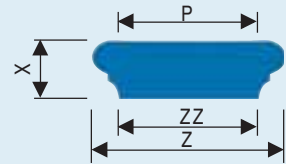
STONE LEGENDS

Wall caps make excellent frames for your commercial signage needs. The Chamfer Cap (Unit ID 8963) is just one obvious choice.

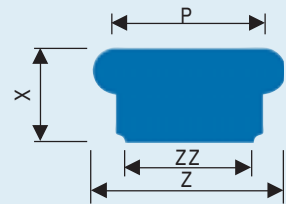


Flat Top Wall Caps by
STONE LEGENDS

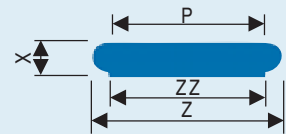
Caps for Landscape Wall - Flat Top



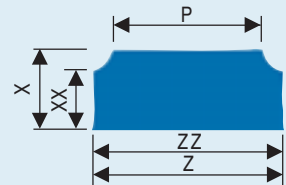
Type Description	Primary View	View Modifiers	Surname		Unit ID	Cost Factor/Ft	Weight/Ft	
Caps For Landscape Walls	Flat Top	X Z → ZZ	Bolson Flat					
	X	Z	ZZ	P	Y	Unit ID	Cost Factor/Ft	Weight/Ft
BolsonFlat2	4 1/2"	16"	11"	11"	36"	528	864	52
BolsonFlat1	5"	29"	24"	24"	36"	14210	1740	119



Type Description	Primary View	View Modifiers	Surname		Unit ID	Cost Factor/Ft	Weight/Ft	
Caps For Landscape Walls	Flat Top	X Z → ZZ	Bolton Flat					
	X	Z	ZZ	P	Y	Unit ID	Cost Factor/Ft	Weight/Ft
BoltonFlat1	6"	12 1/4"	8"	10 1/8"	36"	8959	800	56




Type Description	Primary View	View Modifiers	Surname		Unit ID	Cost Factor/Ft	Weight/Ft	
Caps For Landscape Walls	Flat Top	X Z → ZZ	Bullnose					
	X	Z	ZZ	P	Y	Unit ID	Cost Factor/Ft	Weight/Ft
Bullnose6	2"	10 5/8"	8 7/8"	8 7/8"	36"	14445	350	19
Bullnose9	2"	13 3/4"	12"	12"	36"	15316	350	24
Bullnose7	3 3/4"	14 1/2"	12"	12"	36"	14240	653	47
Bullnose3	4"	17"	14"	14"	36"	870	816	58
Bullnose8	4"	18"	15"	15"	36"	14007	864	65
Bullnose2	4"	18"	15 1/4"	15 1/4"	36"	8961	850	61
Bullnose5	3"	19"	16 1/2"	16"	36"	14235	684	51
Bullnose1	4"	20 3/4"	18"	18"	36"	717	950	70
Bullnose4	3 1/4"	20 3/4"	19 1/4"	19 1/4"	36"	8962	935	69



Type Description	Primary View	View Modifiers	Surname		Unit ID	Cost Factor/Ft	Weight/Ft	
Caps For Landscape Walls	Flat Top	X Z → ZZ	Cove					
	X	Z	ZZ	P	Y	Unit ID	Cost Factor/Ft	Weight/Ft
Cove2	4 7/8"	6 1/2"	6 1/2"	5"	36"	8968	400	28
Cove3	4"	8"	8"	6"	36"	8969	400	28
Cove1	4"	9 1/2"	9 1/2"	7 1/2"	36"	8967	500	34
Cove4	4"	12"	12"	8"	36"	8970	650	43
Cove5	4"	12 1/2"	12 1/2"	10 1/2"	36"	8971	675	45


301 Pleasant Drive • Dallas, TX 75217
 (800) 398-1199 • FAX (214) 398-1293
 www.stonelegends.com • sales@stonelegends.com

STONE LEGENDS



Chamfer1


Unit ID 8963



Cole1


Unit ID 549

Custom helical wall caps add a dramatic look to your landscape walls. Contact your Stone Legends representative to discuss custom options.




Domaine1

Unit ID 15512



Extrados Flat1

Unit ID 14209



Mariah Flat1

Unit ID 15247

Flat Top Wall Caps by
STONE LEGENDS

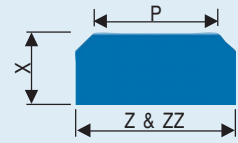
Caps for Landscape Wall - Flat Top

Type Description
Caps For Landscape Walls

Primary View
Flat Top

View Modifiers

Surname
Chamfer



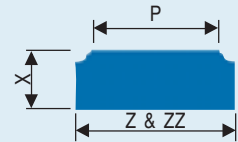
	X	Z	ZZ	P	Y	Unit ID	Cost	Factor/Ft	Weight/Ft
Chamfer9	4"	8"	8"	6"	36"	14225	450		30
Chamfer1	4"	9"	9"	7"	36"	8963	450		32
Chamfer5	4"	10"	10"	8"	36"	721	500		36
Chamfer6	4"	12"	12"	8"	36"	798	600		43
Chamfer10	4½"	12"	12"	8"	36"	14700	648		49
Chamfer7	4"	14"	14"	12"	36"	711	700		50
Chamfer8	5"	14"	14"	12"	36"	13913	840		63
Chamfer2	2¼"	20"	20"	19"	36"	8964	550		40
Chamfer3	4"	28"	28"	26"	36"	8965	1250		100
Chamfer4	3"	30⅝"	30⅝"	28"	36"	8966	1050		82

Type Description
Caps For Landscape Walls

Primary View
Flat Top

View Modifiers

Surname
Cole



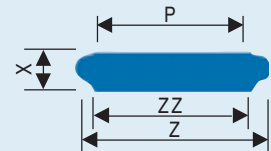
	X	Z	ZZ	P	Y	Unit ID	Cost	Factor/Ft	Weight/Ft
Cole1	5½"	10"	10"	7⅞"	36"	549	750		49

Type Description
Caps For Landscape Walls

Primary View
Flat Top

View Modifiers

Surname
Domaine



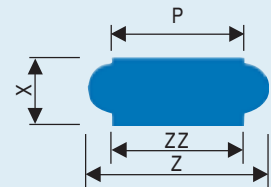
	X	Z	ZZ	P	Y	Unit ID	Cost	Factor/Ft	Weight/Ft
Domaine1	4"	20"	16"	14"	36"	15512	960		72

Type Description
Caps For Landscape Walls

Primary View
Flat Top

View Modifiers

Surname
Extrados Flat



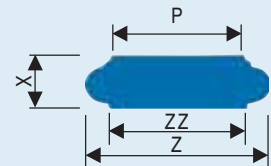
	X	Z	ZZ	P	Y	Unit ID	Cost	Factor/Ft	Weight/Ft
ExtradosFlat2	3¾"	14½"	12"	12"	36"	16102	653		51
ExtradosFlat1	3¾"	18½"	16"	16"	36"	14209	916		64
ExtradosFlat3	3¾"	22"	19½"	19½"	36"	16104	992		78

Type Description
Caps For Landscape Walls

Primary View
Flat Top

View Modifiers




Surname
Mariah Flat



	X	Z	ZZ	P	Y	Unit ID	Cost	Factor/Ft	Weight/Ft
MariahFlat1	4¾"	16"	12"	11½"	36"	15247	912		68

301 Pleasant Drive • Dallas, TX 75217
(800) 398-1199 • FAX (214) 398-1293
www.stonelegends.com•sales@stonelegends.com

STONE LEGENDS



Retaining walls do not need to be harsh structures. Cast stone wall caps can dress up any wall to help beautify your project.

Flat Top Wall Cap by

STONE LEGENDS

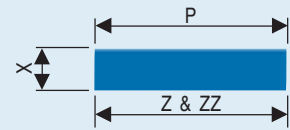
Caps for Landscape Wall - Flat Top

Type Description
Caps For Landscape Walls

Primary View
Flat Top

View Modifiers

Surname
Flatface



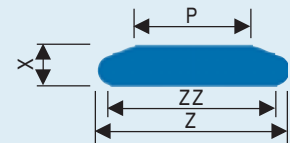
	X	Z	ZZ	P	Y	Unit ID	Cost	Factor/Ft	Weight/Ft
Flatface1	4"	8"	8"	8"	36"	8972	500		29
Flatface2	6"	8"	8"	8"	36"	8973	600		43
Flatface3	4"	10"	10"	10"	36"	8974	500		36
Flatface4	6"	10"	10"	10"	36"	8975	750		54
Flatface12	2 ³ / ₈ "	11"	11"	11"	36"	713	401		24
Flatface5	3"	11"	11"	11"	36"	8976	400		30
Flatface6	5 ³ / ₈ "	13 ³ / ₈ "	13 ³ / ₈ "	13 ³ / ₈ "	36"	8977	900		65
Flatface7	2"	14"	14"	14"	36"	8978	400		26
Flatface8	3 ¹ / ₂ "	15 ¹ / ₂ "	15 ¹ / ₂ "	15 ¹ / ₂ "	36"	8979	650		49
Flatface9	4"	16"	16"	16"	36"	8980	800		58
Flatface10	4"	18"	18"	18"	36"	8981	900		65
Flatface11	4"	20"	20"	20"	36"	8982	1000		72

Type Description
Caps For Landscape Walls

Primary View
Flat Top

View Modifiers

Surname
Maxwell Flat



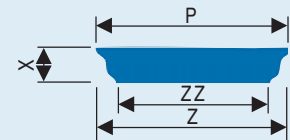
	X	Z	ZZ	P	Y	Unit ID	Cost	Factor/Ft	Weight/Ft
MaxwellFlat2	6 ¹ / ₄ "	12 ¹ / ₄ "	9"	3 ¹ / ₂ "	36"	15515	922		69
MaxwellFlat3	5 ³ / ₄ "	23"	19"	13"	36"	15510	1588		119
MaxwellFlat1	6"	27 ¹ / ₂ "	24"	17 ¹ / ₄ "	36"	14224	2178		145

Type Description
Caps For Landscape Walls

Primary View
Flat Top

View Modifiers

Surname
Ogee Flat



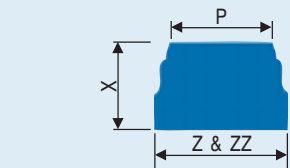
	X	Z	ZZ	P	Y	Unit ID	Cost	Factor/Ft	Weight/Ft
OgeeFlat1	5"	13"	9"	13"	36"	8983	750		51
OgeeFlat2	6 ¹ / ₄ "	24 ³ / ₄ "	19"	24 ³ / ₄ "	36"	8984	1500		120

Type Description
Caps For Landscape Walls

Primary View
Flat Top

View Modifiers

Surname
Oporto



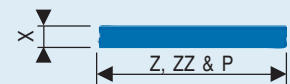
	X	Z	ZZ	P	Y	Unit ID	Cost	Factor/Ft	Weight/Ft
Oporto1	6"	9"	9"	7"	36"	8985	700		46

Type Description
Caps For Landscape Walls

Primary View
Flat Top

View Modifiers

Surname
Rockface



	X	Z	ZZ	P	Y	Unit ID	Cost	Factor/Ft	Weight/Ft
Rockface1	2"	10"	10"	10"	36"	14542	576		38

301 Pleasant Drive • Dallas, TX 75217
(800) 398-1199 • FAX (214) 398-1293
www.stonelegends.com•sales@stonelegends.com

STONE LEGENDS

Half Cap from Single-sided Profile



The ZZ of the profile should be equal to or slightly wider than the wall.

Full Cap from Single-sided Profile



Take the ZZ of the profile x 2 + one 3/8" mortar joint. This should be equal to or slightly wider than actual wall.

Many of our single-sided profiles can be used to top a wall that would have only one open face, such as a planter wall or a parapet wall. Or, they can be set back to back for a free-standing wall. A few of these are listed here for your convenience, but almost any profile will work.



Bolson1

Unit ID 9014



Beckman1

Unit ID 9009



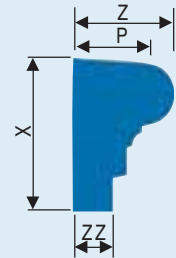
Bullnose4

Unit ID 9027

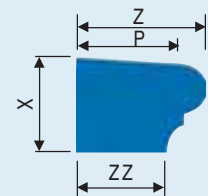
Half Cap Wall Cap by
STONE LEGENDS

Caps for Landscape Wall - Half Cap

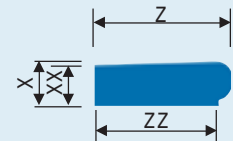
Cost factors and weights are for the single **profile** per linear foot.
For back to back full cap, multiply the cost factor and the weight by 2.



Type Description	Primary View	View Modifiers	Surname					
Caps For Landscape Walls	Half		Beckman					
	X	Z	ZZ	P	Y	Unit ID	Cost Factor/Ft	Weight/Ft
Beckman1A	8"	5 ¹ / ₂ "	2 ¹ / ₄ "	4 ¹ / ₈ "	36"	9010	528	39
Beckman4	7 ⁵ / ₈ "	6 ⁷ / ₈ "	3 ⁵ / ₈ "	5 ³ / ₁₆ "	36"	9013	632	37
Beckman1	8"	6 ⁷ / ₈ "	3 ⁵ / ₈ "	5 ³ / ₁₆ "	36"	9009	660	49
Beckman3	6"	7 ¹ / ₂ "	4 ¹ / ₂ "	6 ¹ / ₂ "	36"	9012	540	37
Beckman2	8"	8 ⁷ / ₁₆ "	4 ¹ / ₂ "	7"	36"	9011	816	52



Type Description	Primary View	View Modifiers	Surname					
Caps For Landscape Walls	Half		Bolson					
	X	Z	ZZ	P	Y	Unit ID	Cost Factor/Ft	Weight/Ft
Bolson2	5"	5 ³ / ₄ "	3 ¹ / ₂ "	4 ⁵ / ₁₆ "	36"	9014	375	26
Bolson3	5 ¹ / ₂ "	7 ⁵ / ₈ "	5 ¹ / ₄ "	5 ¹ / ₄ "	36"	9015	506	38
Bolson4	3 ¹ / ₂ "	8 ³ / ₈ "	6 ⁷ / ₈ "	6 ⁷ / ₈ "	36"	9017	395	25
Bolson6	3 ⁵ / ₁₆ "	8 ¹ / ₂ "	7"	7"	36"	9018	396	28



Type Description	Primary View	View Modifiers	Surname					
Caps For Landscape Walls	Half		Bullnose					
	X	Z	XX	ZZ	Y	Unit ID	Cost Factor/Ft	Weight/Ft
Bullnose1	4"	8"	4"	6 ³ / ₄ "	36"	9024	425	28
Bullnose2	2"	10 ³ / ₄ "	2"	10"	36"	9025	400	19
Bullnose3	5 ³ / ₈ "	12"	4 ⁷ / ₈ "	10"	36"	9026	775	58
Bullnose4	4"	13 ¹ / ₄ "	2 ³ / ₄ "	12"	36"	9027	636	47
Bullnose6	5 ³ / ₈ "	17"	4 ⁷ / ₈ "	13"	36"	9029	1098	82
Bullnose5	3 ¹ / ₂ "	15"	3 ¹ / ₂ "	13 ¹ / ₂ "	36"	9028	630	47
Bullnose7	3 ¹ / ₂ "	15 ¹ / ₂ "	3 ¹ / ₂ "	14"	36"	9030	700	48
Bullnose8	3"	15 ¹ / ₂ "	3"	14 ¹ / ₄ "	36"	9031	650	42
Bullnose9	4"	20"	4"	18 ¹ / ₂ "	36"	9032	960	72

Slopes to back of stone. Not recommended for full cap due to direction of slope. Flat versions have same X and XX.


301 Pleasant Drive • Dallas, TX 75217
(800) 398-1199 • FAX (214) 398-1293
www.stonelegends.com • sales@stonelegends.com

STONE LEGENDS




Bullet1

Unit ID 9019



Jamison1

Unit ID 9034



Connelly1

Unit ID 9033



Justin1

Unit ID 9035

Landscape wall caps add a unique style to even the smallest of wing walls for your home. Let your design flow throughout your project.



Marcus Slope1

Unit ID 9036

Half Cap Wall Cap by
STONE LEGENDS

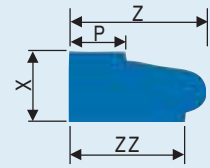
Caps for Landscape Wall - Half Cap

Type Description
Caps For Landscape Walls

Primary View
Half

View Modifiers

Surname
Bullet



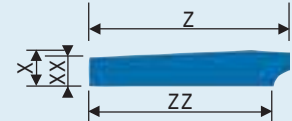
	X	Z	ZZ	P	Y	Unit ID	Cost Factor/Ft	Weight/Ft
Bullet2	4 ⁷ / ₈ "	6 ¹ / ₂ "	5"	1"	36"	9019	427	23
Bullet6	4 ⁵ / ₁₆ "	6 ³ / ₄ "	5 ³ / ₁₆ "	1"	36"	9020	420	24
Bullet4	5 ³ / ₄ "	7 ⁵ / ₈ "	6 ⁵ / ₈ "	2 ⁵ / ₈ "	36"	9023	516	34

Type Description
Caps For Landscape Walls

Primary View
Half

View Modifiers

Surname
Connelly



	X	Z	XX	ZZ	Y	Unit ID	Cost Factor/Ft	Weight/Ft
Connelly1	2 ¹ / ₂ "	14"	2"	12 ¹³ / ₁₆ "	36"	9033	500	31

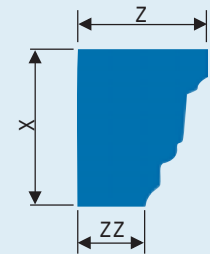
Slopes to back of stone. Not recommended for full cap due to direction of slope.

Type Description
Caps For Landscape Walls

Primary View
Half

View Modifiers

Surname
Jamison



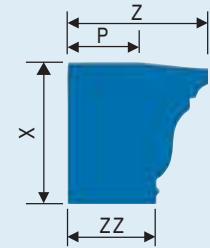
	X	Z	ZZ	P	Y	Unit ID	Cost Factor/Ft	Weight/Ft
Jamison3	6 ¹ / ₁₆ "	5 ⁹ / ₁₆ "	2 ¹ / ₂ "	-	36"	9034	414	31

Type Description
Caps For Landscape Walls

Primary View
Half

View Modifiers

Surname
Justin



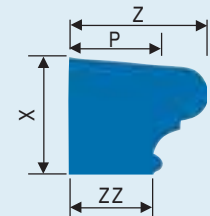
	X	Z	ZZ	P	Y	Unit ID	Cost Factor/Ft	Weight/Ft
Justin4	8"	8"	5"	4"	36"	9035	768	57

Type Description
Caps For Landscape Walls

Primary View
Half

View Modifiers


Surname
MarcusSlope



	X	Z	ZZ	P	Y	Unit ID	Cost Factor/Ft	Weight/Ft
MarcusSlope2	6 ⁷ / ₈ "	5 ³ / ₄ "	2 ¹ / ₄ "	4 ¹ / ₄ "	36"	9036	474	35
MarcusSlope1	6 ¹ / ₂ "	7 ³ / ₄ "	4 ³ / ₄ "	6 ¹ / ₄ "	36"	9037	605	45

301 Pleasant Drive • Dallas, TX 75217
(800) 398-1199 • FAX (214) 398-1293
www.stonelegends.com•sales@stonelegends.com

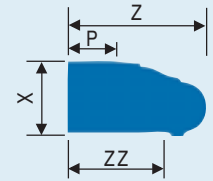
STONE LEGENDS



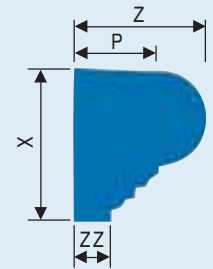
Several styles of wall cap match Stone Legends standard balustrade handrails. They work together to enhance the style of your project.

Half Cap Wall Cap by
STONE LEGENDS

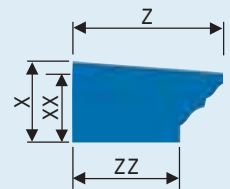
Caps for Landscape Wall - Half Cap



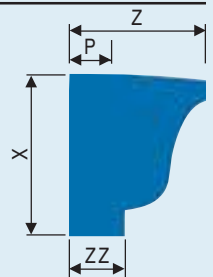
Type Description	Primary View	View Modifiers	Surname	Unit ID	Cost	Factor/Ft	Weight/Ft
Caps For Landscape Walls	Half		Maxwell				
	X	Z	ZZ	P	Y		
Maxwell1A	5 ³ / ₄ "	7"	4 ¹ / ₁₆ "	2"	36"	9038	483
Maxwell1	5 ³ / ₄ "	10 ³ / ₄ "	7 ¹³ / ₁₆ "	5 ³ / ₄ "	36"	9039	742
Maxwell2	4"	11 ¹ / ₂ "	10 ¹ / ₂ "	-	36"	9040	552



Type Description	Primary View	View Modifiers	Surname	Unit ID	Cost	Factor/Ft	Weight/Ft
Caps For Landscape Walls	Half		Megan				
	X	Z	ZZ	P	Y		
Megan1	7 ¹ / ₄ "	8 ¹ / ₂ "	4"	6 ¹ / ₄ "	36"	9041	740
Megan2	7 ¹ / ₂ "	12 ¹ / ₂ "	8"	10 ⁵ / ₁₆ "	36"	9042	1125
Megan3	7 ¹ / ₂ "	14"	9 ¹ / ₂ "	11 ¹³ / ₁₆ "	36"	9043	1260



Type Description	Primary View	View Modifiers	Surname	Unit ID	Cost	Factor/Ft	Weight/Ft
Caps For Landscape Walls	Half		Mende				
	X	Z	ZZ	XX	Y		
Mende1	7"	12 ⁵ / ₈ "	9"	6"	36"	9044	1060



Type Description	Primary View	View Modifiers	Surname	Unit ID	Cost	Factor/Ft	Weight/Ft
Caps For Landscape Walls	Half		Ogee Slope				
	X	Z	ZZ	P	Y		
OgeeSlope4A	5 ⁵ / ₈ "	6 ¹ / ₁₆ "	4 ¹ / ₄ "	3 ³ / ₄ "	36"	9045	408
OgeeSlope4	5 ⁵ / ₁₆ "	10 ¹³ / ₁₆ "	9"	3 ³ / ₄ "	36"	9046	732
OgeeSlope5	6 ¹ / ₈ "	12 ¹ / ₈ "	9 ³ / ₈ "	-	36"	9047	893

301 Pleasant Drive • Dallas, TX 75217
 (800) 398-1199 • FAX (214) 398-1293
 www.stonelegends.com • sales@stonelegends.com

STONE LEGENDS

Do
It
The
Easy
Way!

Our Stone Experts can help you to make the perfect choice for your exterior needs.

Send us your plans for a complete cost estimate.

Send Us
Your Plans!

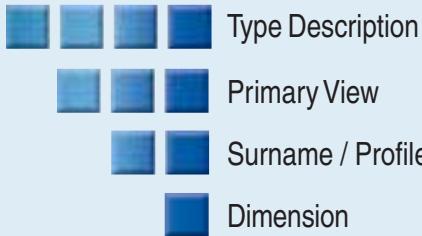
In return you will get a line item bid crossed-referenced to a graphic representation of your plans.

STONE LEGENDS

301 Pleasant Drive • Dallas, TX 75217
(800) 398-1199 • FAX (214) 398-1293
www.stonelegends.com • sales@stonelegends.com

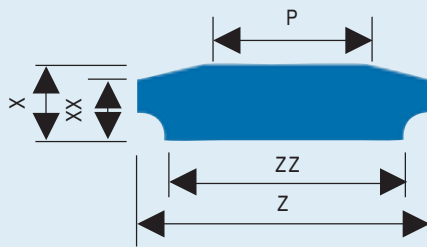
Caps for Landscape Piers Legend

Organization Guide



Listed below are available catalog options as shown in this chapter. Refer to page 6 for a complete list of available TypeDescriptions, PrimaryViews and Modifiers.

Product Groups	Type Descriptions	Primary Views	Modifiers
Caps for Landscape Piers	Caps for Landscape Piers	FlatTop SlightSlope SpecialShape Steeple	360Degrees Art Banded Coped Figurine Final FlatTop Half Octagonal Round Rectangular Square



X the height of the visual face.

XX the height of the non-sloped portion of the visual face.

Z the depth of the unit 90 Degrees perpendicular to the visual face.

ZZ Control Dimension - the depth (or setting bed) for a wall or pier cap that match the wall or pier size.

Y the length of the unit along the visual face.

P the flat surface on the top of a FlatTop Wall or Pier Cap to accommodate other stone.

Pricing Legend

Pier Cap costs are calculated based on an **Each Unit Basis**.


Refer to the **Stone Legends Pricing Legend**, located as an insert at the back of the catalog, for more information on calculating stone costs for catalog units.



It's more than 2,000 years old, but the Great Wall of China remains one of the great wonders of the world, an engineering feat rarely matched in the 22 centuries since its construction began. Stretching 4,500 miles, from the mountains of Korea to the Gobi Desert, it was first built to protect an ancient Chinese empire from marauding tribes from the north. But it evolved into something far greater a boon to trade and prosperity and ultimately a symbol of Chinese ingenuity and will.

301 Pleasant Drive • Dallas, TX 75217
 (800) 398-1199 • FAX (214) 398-1293
 www.stonelegends.com • sales@stonelegends.com

STONE LEGENDS

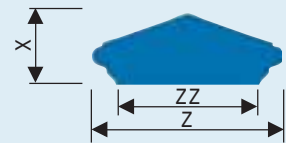


A stone pier with a decorative cap and a central plaque. The pier is constructed from various colored stones (tan, grey, blue, purple) and features a central plaque with a stylized 'S' logo. The cap is a light-colored, multi-tiered structure with a pointed top. The background shows green foliage and a clear sky.

The Maryland
(Unit ID 15385)
was an excellent
choice for
capping this
natural stone
pier cap. Call
Stone Legends
for more
information.

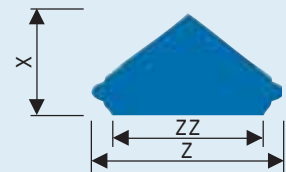
Steeple Pier Caps by

STONE LEGENDS

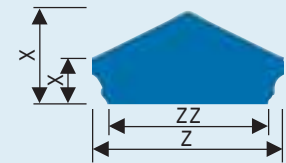
Caps for Landscape Piers - Steeple



Type Description	Primary View	View Modifiers			Surname				
Caps For Landscape Piers	Steeple	360 Degree			Binelli				
	X	Z&Y	XX	ZZ	P	Unit ID	Cost Factor	Weight	
● Binelli1	7"	15 1/2"	3 1/2"	12"	-	942	2750	75	



Type Description	Primary View	View Modifiers			Surname				
Caps For Landscape Piers	Steeple	360 Degree			Bolson Steeple				
	X	Z&Y	XX	ZZ	P	Unit ID	Cost Factor	Weight	
BolsonSteeple1	13 1/4"	22 1/2"	6 1/4"	16 1/2"	-	947	10100	275	
BolsonSteeple2	16 3/4"	30 1/2"	6 1/4"	24 1/2"	-	948	19550	625	



Type Description	Primary View	View Modifiers			Surname				
Caps For Landscape Piers	Steeple	360 Degree			Damask				
	X	Z&Y	XX	ZZ	P	Unit ID	Cost Factor	Weight	
● Damask1	7"	15 1/2"	3 1/2"	13"	-	958	3000	100	
Damask2	14"	28 1/2"	7"	24"	-	960	17100	550	
Damask3	20"	41"	10"	34"	-	961	25200	1650	

301 Pleasant Drive • Dallas, TX 75217
 (800) 398-1199 • FAX (214) 398-1293
 www.stonelegends.com • sales@stonelegends.com

STONE LEGENDS

Don't let the size of your pier cap designs deter you from your project goals. Stone Legends will work with you to make your custom designs a reality.



Damson1

Unit ID 964



Flatface Steeple1

Unit ID 718



Maeve Banded1

Unit ID 239



Marsalla1

Unit ID 1360

Steeple Pier Caps by

STONE LEGENDS

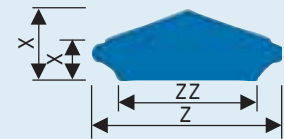
Caps for Landscape Piers - Steeple

Type Description
Caps For Landscape Piers

Primary View
Steeple

View Modifiers
360 Degree

Surname
Damson



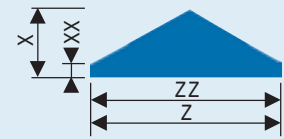
	X	Z&Y	XX	ZZ	P	Unit ID	Cost Factor	Weight
Damson1	10 ⁵ / ₁₆ "	31"	4 ⁵ / ₁₆ "	24"	-	964	14800	390
Damson2	11"	35"	5 ³ / ₈ "	28"	-	965	17400	610

Type Description
Caps For Landscape Piers

Primary View
Steeple

View Modifiers
360 Degree

Surname
Flatface Steeple



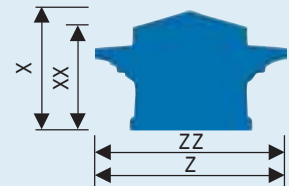
	X	Z&Y	XX	ZZ	P	Unit ID	Cost Factor	Weight
FlatfaceSteeple1	7 ¹ / ₂ "	21"	1 ¹ / ₂ "	21"	-	718	5000	140
FlatfaceSteeple2	14 ¹ / ₂ "	23"	3"	23"	-	966	11500	317
FlatfaceSteeple6	19 ¹³ / ₁₆ "	24"	5 ¹¹ / ₁₆ "	24"	-	16032	12444	364
FlatfaceSteeple3	7 ⁷ / ₈ "	26"	3 ⁷ / ₈ "	26"	-	967	8000	272
FlatfaceSteeple4	9"	36"	5"	36"	-	1359	14550	584
FlatfaceSteeple5	24 ¹ / ₂ "	44"	1"	44"	-	15982	15150	765

Type Description
Caps For Landscape Piers

Primary View
Steeple

View Modifiers
360 Degree

Surname
Maeve



NOTE: The Maeve is not a single piece cap. Stacked Profiles are used.

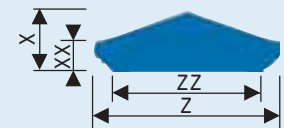
	X	Z&Y	XX	ZZ	P	Unit ID	Cost Factor	Weight
Maeve Banded1	28 ¹ / ₄ "	44"	24 ¹ / ₄ "	28"	-	239	24600	1375

Type Description
Caps For Landscape Piers

Primary View
Steeple

View Modifiers
360 Degree

Surname
Marsalla





	X	Z&Y	XX	ZZ	P	Unit ID	Cost Factor	Weight
Marsalla1	10"	33 ³ / ₄ "	3 ¹ / ₄ "	30"	-	1360	12400	426

301 Pleasant Drive • Dallas, TX 75217
(800) 398-1199 • FAX (214) 398-1293
www.stonelegends.com•sales@stonelegends.com

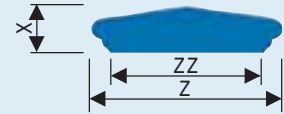
STONE LEGENDS

Landscape piers, with cast stone caps and finials, add a strong design element to any type of fencing without distracting from the natural environment.



Slight Slope Pier Caps by
STONE LEGENDS

Caps for Landscape Piers - Slight Slope



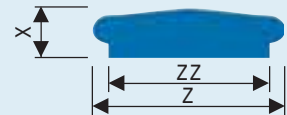
Type Description
Caps For Landscape Piers

Primary View
Slight Slope

View Modifiers
360 Degree

Surname
Bolson

	X	Z&Y	XX	ZZ	P	Unit ID	Cost Factor	Weight
Bolson4	5 1/2"	16 3/4"	5"	11 1/2"	-	13953	2453	121
Bolson1	5 1/2"	23 3/4"	5"	18 1/2"	-	944	3750	185
Bolson2	5 1/2"	25 1/4"	5"	20 1/4"	-	945	4400	208
Bolson3	5 1/2"	29 1/2"	5"	24 1/4"	-	946	6000	287
Bolson5	5 1/2"	31 1/4"	5"	26 1/2"	-	13848	7114	347
Bolson8	5 1/2"	33 1/2"	5"	28 1/2"	-	16131	8372	399
Bolson7	6"	37"	5"	32"	-	15554	9214	487
Bolson6	5 1/2"	38 3/4"	5"	34"	-	13849	10189	497



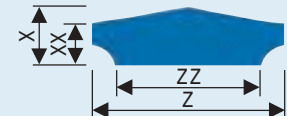
Type Description
Caps For Landscape Piers

Primary View
Slight Slope

View Modifiers
360 Degree

Surname
Bullnose Rise

	X	Z&Y	XX	ZZ	P	Unit ID	Cost Factor	Weight
BullnoseRise1	5 1/2"	18 1/2"	5"	16"	-	956	2000	121
BullnoseRise2	4 1/2"	23"	4"	19"	-	1366	2500	140
BullnoseRise6	4"	26 1/4"	3 1/4"	24"	-	15438	3679	218
BullnoseRise5	4"	27 3/4"	2"	26"	-	14492	4483	219
BullnoseRise4	5"	34 3/8"	4 1/8"	31"	-	985	6500	370
BullnoseRise3	4 1/2"	52"	4"	49 1/4"	-	957	18250	827



Type Description
Caps For Landscape Piers

Primary View
Slight Slope

View Modifiers
360 Degree

Surname
Connelly

	X	Z&Y	XX	ZZ	P	Unit ID	Cost Factor	Weight
Connelly1	4 1/2"	15"	3 1/2"	12"	-	968	1650	60
Connelly6	4 1/2"	18 1/2"	3 1/2"	16 3/4"	-	15557	2365	122
Connelly2	6 1/2"	18 1/2"	5 1/2"	16 3/4"	-	969	2500	138
Connelly3	5 1/2"	27"	4 1/2"	24"	-	970	5050	244
Connelly7	4 1/2"	30"	3 1/4"	27"	-	15439	5062	289
Connelly5	6"	28"	5"	26"	-	1365	5850	300
Connelly4	12"	47"	8"	42"	-	971	33100	1485



Type Description
Caps For Landscape Piers

Primary View
Slight Slope


View Modifiers
360 Degree

Surname
Dalton

	X	Z&Y	XX	ZZ	P	Unit ID	Cost Factor	Weight
Dalton1	7"	41"	5"	36 1/2"	-	924	12650	795

301 Pleasant Drive • Dallas, TX 75217
(800) 398-1199 • FAX (214) 398-1293
www.stonelegends.com•sales@stonelegends.com

STONE LEGENDS



Natural settings are a perfect environment for landscape walls and piers and the Dextra (Unit ID 973) will add a special touch to their surroundings.

Slight Slope Pier Caps by STONE LEGENDS

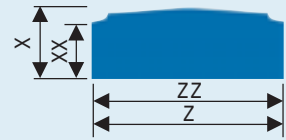
Caps for Landscape Piers - Slight Slope

Type Description
Caps For Landscape Piers

Primary View
Slight Slope

View Modifiers
360 Degree

Surname
Darte



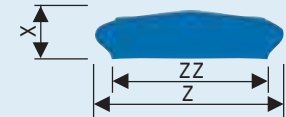
	X	Z&Y	XX	ZZ	P	Unit ID	Cost Factor	Weight
Darte1	8 ⁵ / ₈ "	18 ³ / ₄ "	7 ¹ / ₄ "	18 ³ / ₄ "	-	972	3500	210

Type Description
Caps For Landscape Piers

Primary View
Slight Slope

View Modifiers
360 Degree

Surname
Dextra



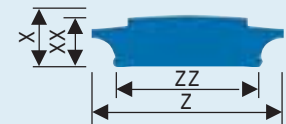
	X	Z&Y	XX	ZZ	P	Unit ID	Cost Factor	Weight
Dextra1	4 ³ / ₁₆ "	15 ⁵ / ₈ "	3 ¹ / ₁₆ "	13"	-	973	1600	63

Type Description
Caps For Landscape Piers

Primary View
Slight Slope

View Modifiers
360 Degree

Surname
Dolan



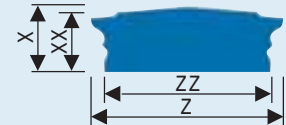
	X	Z&Y	XX	ZZ	P	Unit ID	Cost Factor	Weight
Dolan1	9"	32"	6 ¹ / ₂ "	24"	-	974	13850	456
Dolan2	10"	38"	7 ¹ / ₄ "	30"	-	582	18050	695

Type Description
Caps For Landscape Piers

Primary View
Slight Slope

View Modifiers
360 Degree

Surname
Durango



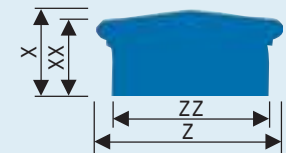
	X	Z&Y	XX	ZZ	P	Unit ID	Cost Factor	Weight
Durango1	10"	25 ¹ / ₄ "	8 ¹ / ₄ "	21"	-	977	9600	357
Durango3	10"	27 ¹ / ₄ "	8 ¹ / ₄ "	23"	-	13822	11055	428
Durango2	10"	29 ¹ / ₄ "	8 ¹ / ₄ "	25"	-	978	12850	492

Type Description
Caps For Landscape Piers

Primary View
Slight Slope

View Modifiers
360 Degree

Surname
Duran



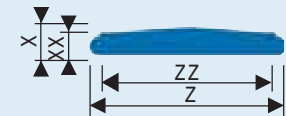
	X	Z&Y	XX	ZZ	P	Unit ID	Cost Factor	Weight
Duran1	4 ¹ / ₄ "	14"	3 ⁹ / ₁₆ "	11 ¹ / ₂ "	-	975	1500	50
Duran2	4 ¹ / ₄ "	19"	3 ⁹ / ₁₆ "	16 ¹ / ₂ "	-	976	1900	95

Type Description
Caps For Landscape Piers

Primary View
Slight Slope

View Modifiers
360 Degree

Surname
Essex




	X	Z&Y	XX	ZZ	P	Unit ID	Cost Factor	Weight
Essex5	5 ¹ / ₂ "	30"	5"	25"	-	14275	4950	391
Essex4	6 ¹ / ₂ "	36"	6"	30"	-	14274	8424	665
Essex1	7"	36"	6"	30"	-	14271	9072	716
Essex2	6 ¹ / ₄ "	43"	5 ¹ / ₄ "	36"	-	14272	11556	913
Essex3	7"	43"	6"	37"	-	14273	12943	1022

301 Pleasant Drive • Dallas, TX 75217
(800) 398-1199 • FAX (214) 398-1293
www.stonelegends.com•sales@stonelegends.com

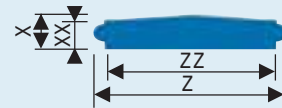
STONE LEGENDS

Cast stone pier caps fit perfectly into a natural stone environment and allow the design of your home to be felt throughout the project.



Slight Slope Pier Caps by
STONE LEGENDS

Caps for Landscape Piers - Slight Slope



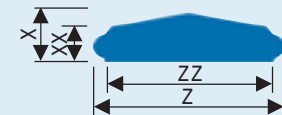
Type Description
Caps For Landscape Piers

Primary View
Slight Slope

View Modifiers
360 Degree

Surname
Extrados

	X	Z&Y	XX	ZZ	P	Unit ID	Cost Factor	Weight
Extrados1	4 1/2"	14 1/2"	4"	12"	-	979	1500	60
Extrados2	3 1/2"	13 3/4"	3"	12"	-	553	1500	46
Extrados26	4 1/2"	16 1/4"	3 3/4"	13 3/4"	-	15552	1500	94
Extrados22	3 3/4"	16 1/2"	3 1/4"	14"	-	14776	1500	81
Extrados13	4"	17"	3 3/4"	14 1/2"	-	813	1650	72
Extrados3	4 1/2"	18 1/2"	4"	16"	-	980	1900	87
Extrados9	4 1/4"	18 3/4"	4"	16 1/4"	-	1361	1900	98
Extrados25	4"	19 1/2"	3 3/4"	17"	-	14778	1960	122
Extrados24	4 1/2"	21"	3 3/4"	18 1/2"	-	14777	1985	157
Extrados4	5"	20"	4"	17 1/2"	-	981	2000	150
Extrados5	4 1/2"	20 1/2"	4"	18"	-	982	2250	118
Extrados20	4 1/2"	20 1/2"	4"	18"	-	14774	1892	149
Extrados6	4"	22 1/2"	3 1/2"	20"	-	983	2500	127
Extrados11	4 1/4"	24 3/8"	4"	21 7/8"	-	1363	2950	168
Extrados10	4 1/2"	24 1/2"	3 3/4"	22"	-	1362	3000	172
Extrados7	4 1/4"	26 1/2"	4"	24"	-	984	3250	180
Extrados19	4 1/2"	26 1/2"	4"	24"	-	14773	3500	185
Extrados14	4"	27"	3 3/4"	24 1/2"	-	810	3750	195
Extrados16	4 1/2"	28 1/4"	4 1/4"	25 3/4"	-	13931	4250	278
Extrados12	5"	30 3/4"	3 3/4"	26 3/4"	-	1364	5450	255
Extrados28	5"	30 3/4"	3 3/4"	28 1/4"	-	15040	4728	374
Extrados23	4 1/4"	31"	4"	28 1/2"	-	14622	4950	375
Extrados8	5"	34 3/8"	4 1/8"	31"	-	12939	5902	370
Extrados18	5 5/8"	34"	4 1/2"	31"	-	14269	6502	513
Extrados27	5 1/2"	34 1/2"	4 1/8"	32"	-	15435	6546	517
Extrados17	5"	35 1/2"	4 1/4"	33"	-	13879	6700	520
Extrados15	5 1/4"	43 3/4"	4 1/2"	41 1/4"	-	13880	10048	794
Extrados21	8 1/2"	51"	6 3/4"	45"	-	14775	22109	1747



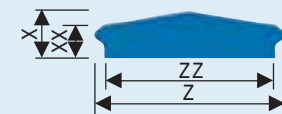
Type Description
Caps For Landscape Piers

Primary View
Slight Slope

View Modifiers
360 Degree

Surname
Mariah

	X	Z&Y	XX	ZZ	P	Unit ID	Cost Factor	Weight
Mariah3	7 1/4"	22 1/8"	5 5/8"	17 1/2"	-	13757	3550	206
Mariah1	7 1/4"	23"	5 5/8"	19 1/2"	-	1002	4800	215
Mariah2	8"	30"	5"	26 1/2"	-	1003	9000	304



Type Description
Caps For Landscape Piers

Primary View
Slight Slope

View Modifiers
360 Degree

Surname
Marietta

	X	Z&Y	XX	ZZ	P	Unit ID	Cost Factor	Weight
Marietta1	15 1/2"	60"	11 1/8"	54"	-	832	41000	3060
Marietta2	15 1/2"	66"	11 1/8"	60"	-	934	50400	3780

301 Pleasant Drive • Dallas, TX 75217
(800) 398-1199 • FAX (214) 398-1293
www.stonelegends.com•sales@stonelegends.com

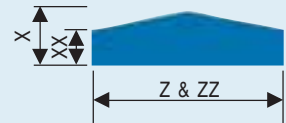
STONE LEGENDS

Pier Caps give a subtle accent while closing off a landscape pier. Most styles come in varying sizes to meet your specific needs.

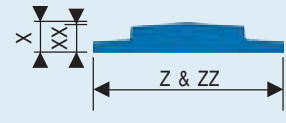


Slight Slope Pier Caps by
STONE LEGENDS

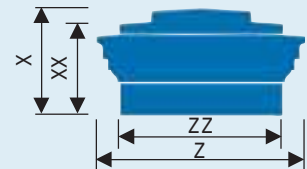
Caps for Landscape Piers - Slight Slope



Type Description	Primary View	View Modifiers		Surname				
Caps For Landscape Piers	Slight Slope	360 Degree		Flatface Rise				
	X	Z&Y	XX	ZZ	P	Unit ID	Cost Factor	Weight
FlatfaceRise1	4"	9"	3 1/2"	9"	-	988	1000	23
FlatfaceRise2	6 1/2"	10"	5 1/2"	10"	-	986	1050	45
FlatfaceRise3	4"	12"	3 1/2"	12"	-	1370	1050	41
FlatfaceRise4	3 1/2"	14"	3"	14"	-	987	1250	48
FlatfaceRise5	3 1/2"	16"	3"	16"	-	989	1350	62
FlatfaceRise6	6"	16"	4"	16"	-	990	1750	96
FlatfaceRise7	4"	18"	3 1/2"	18"	-	991	1500	91
FlatfaceRise8	6"	18"	5 1/2"	18"	-	992	2000	140
FlatfaceRise9	5"	21 1/4"	4 1/2"	21 1/4"	-	993	2300	160
FlatfaceRise18	4"	22"	3"	22"	-	9351	1950	127
FlatfaceRise10	4"	24"	3 1/2"	24"	-	994	2400	162
FlatfaceRise19	4 1/4"	24"	4"	24"	-	1367	2500	178
FlatfaceRise11	4 1/2"	24"	4"	24"	-	995	2600	184
FlatfaceRise12	7"	24"	6"	24"	-	996	4050	280
FlatfaceRise22	6"	25"	3"	25"	-	14698	3750	296
FlatfaceRise13	3"	27"	2 1/2"	27"	-	997	2350	150
FlatfaceRise14	3 1/4"	28"	2 1/4"	28"	-	998	2550	162
FlatfaceRise15	6"	34"	5 1/2"	34"	-	999	6950	498
FlatfaceRise20	5"	35"	4"	35"	-	1368	6150	414
FlatfaceRise16	4 5/8"	36"	4 1/8"	36"	-	1000	6050	425
FlatfaceRise17	4 1/2"	42 1/2"	4"	42 1/2"	-	1001	8150	610
FlatfaceRise21	7 1/2"	46 3/4"	5"	46 3/4"	-	1369	16350	973

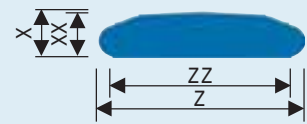


Type Description	Primary View	View Modifiers		Surname				
Caps For Landscape Piers	Slight Slope	360 Degree		Market				
	X	Z&Y	XX	ZZ	P	Unit ID	Cost Factor	Weight
Market1	4 9/16"	30"	4"	30"	-	16034	4500	285



Type Description	Primary View	View Modifiers		Surname				
Caps For Landscape Piers	Slight Slope	360 Degree		Marlow Stacked				
	X	Z&Y	XX	ZZ	P	Unit ID	Cost Factor	Weight
Marlow Stacked1	20 3/16"	38 1/2"	19 1/16"	30"	-	15442	23615	1545

NOTE: The Marlow Stacked1 is not a single piece cap. Stacked Profiles are used.




Type Description	Primary View	View Modifiers		Surname				
Caps For Landscape Piers	Slight Slope	360 Degree		Maxwell				
	X	Z&Y	XX	ZZ	P	Unit ID	Cost Factor	Weight
Maxwell1	6 1/4"	27 1/4"	6"	24"	-	15437	5300	330

301 Pleasant Drive • Dallas, TX 75217
 (800) 398-1199 • FAX (214) 398-1293
 www.stonelegends.com • sales@stonelegends.com

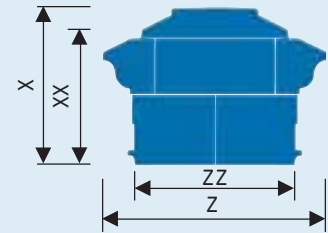
STONE LEGENDS

Many of the slight slope styles of pier caps can hold a finial or sphere in order to add a distinctive look to your project.



Slight Slope Pier Caps by STONE LEGENDS

Caps for Landscape Piers - Slight Slope

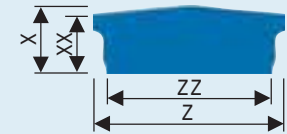


Type Description	Primary View	View Modifiers			Surname			
Caps For Landscape Piers	Slight Slope	360 Degree			Merlin Banded			
	X	Z&Y	XX	ZZ	P	Unit ID	Cost Factor	Weight
Merlin Banded1	29 1/2"	55 7/8"	23 7/8"	42"	-	15958	41487	2149

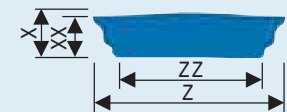
NOTE: The Merlin Banded1 is not a single piece cap. Stacked Profiles are used.



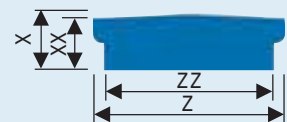
Type Description	Primary View	View Modifiers			Surname			
Caps For Landscape Piers	Slight Slope	360 Degree			Ogee			
	X	Z&Y	XX	ZZ	P	Unit ID	Cost Factor	Weight
Ogee1	4 1/8"	15"	3 3/4"	12"	-	1007	1350	58
Ogee2	7 1/2"	19 5/8"	5 1/2"	17 1/8"	-	1006	3300	182
Ogee6	7"	22"	5 1/4"	18"	-	808	3400	179
Ogee3	4 1/8"	22"	3 3/4"	19"	-	1005	2000	132
Ogee4	4"	24"	3"	20"	-	1008	2300	133
Ogee7	4"	28"	3"	24"	-	13967	3100	195
Ogee5	6 1/2"	31"	5 1/2"	25"	-	1009	5300	315
Ogee8	6"	40"	5"	36"	-	13864	9600	758



Type Description	Primary View	View Modifiers			Surname			
Caps For Landscape Piers	Slight Slope	360 Degree			Ogle			
	X	Z&Y	XX	ZZ	P	Unit ID	Cost Factor	Weight
Ogle1	5 1/2"	14"	4 3/4"	12"	-	1010	1600	74
Ogle2	6"	14"	5 1/4"	12"	-	1011	1750	85



Type Description	Primary View	View Modifiers			Surname			
Caps For Landscape Piers	Slight Slope	360 Degree			Oriel Up			
	X	Z&Y	XX	ZZ	P	Unit ID	Cost Factor	Weight
OrielUp1	6 1/2"	23 3/4"	6"	17"	-	1012	4600	210
OrielUp2	6 1/2"	27 3/4"	6"	21"	-	1013	6250	292



Type Description	Primary View	View Modifiers			Surname			
Caps For Landscape Piers	Slight Slope	360 Degree			Wrengren			
	X	Z&Y	XX	ZZ	P	Unit ID	Cost Factor	Weight
Wrengren1	8"	26 1/2"	7 1/2"	23 1/2"	-	1014	8450	365




301 Pleasant Drive • Dallas, TX 75217
 (800) 398-1199 • FAX (214) 398-1293
 www.stonelegends.com • sales@stonelegends.com

STONE LEGENDS



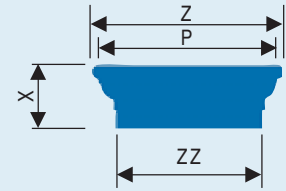
Cast stone pier caps, like the **Bullnose Flat** (Unit ID 949), are the perfect compliment to natural stone installations.

Light fixtures (by others) can also add an extra feature to your landscape project.



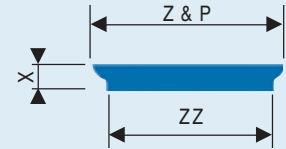
Flat Top Pier Caps by STONE LEGENDS

Caps for Landscape Piers - Flat Top

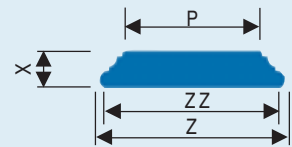


Type Description	Primary View	View Modifiers	Surname								
Caps For Landscape Piers	Flat Top	360 Degree	Boyer Legend	X	Z&Y	XX	ZZ	P	Unit ID	Cost Factor	Weight
BoyerLegend2	15"	42"	-	30"	38 ³ / ₄ "	-	335	24931	1342		
BoyerLegend1	15"	48"	-	36"	44 ³ / ₄ "	-	334	32163	1842		

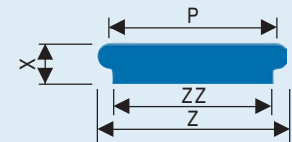
NOTE: The Boyer Legend caps are not single piece caps. Stacked Profiles are used.



Type Description	Primary View	View Modifiers	Surname								
Caps For Landscape Piers	Flat Top	360 Degree	Boyer	X	Z&Y	XX	ZZ	P	UnitID	Cost Factor	Weight
Boyer1	6"	37 ³ / ₄ "	-	32"	32"	-	9360	10688	598		
Boyer2	6"	43 ³ / ₄ "	-	38"	38"	-	9362	11500	752		



Type Description	Primary View	View Modifiers	Surname								
Caps For Landscape Piers	Flat Top	360 Degree	Brookside	X	Z&Y	XX	ZZ	P	UnitID	Cost Factor	Weight
Brookside1	4"	19 ⁵ / ₈ "	-	18"	14 ¹³ / ₁₆ "	-	15434	1540	121		




Type Description	Primary View	View Modifiers	Surname								
Caps For Landscape Piers	Flat Top	360 Degree	Bullnose Flat	X	Z&Y	XX	ZZ	P	UnitID	Cost Factor	Weight
BullnoseFlat1	4"	14 ¹ / ₂ "	-	12"	12"	-	949	1550	53		
BullnoseFlat2	3 ¹ / ₈ "	16 ¹ / ₈ "	-	14 ¹ / ₈ "	14 ¹ / ₈ "	-	950	1500	53		
BullnoseFlat9	4 ¹ / ₄ "	17 ¹ / ₄ "	-	15"	15"	-	955	1650	80		
BullnoseFlat3	4"	18 ¹ / ₂ "	-	16"	16"	-	951	1750	92		
BullnoseFlat4	4"	20 ¹ / ₂ "	-	18"	18"	-	1371	2000	114		
BullnoseFlat10	2"	20"	-	18 ¹ / ₄ "	18 ¹ / ₄ "	-	1373	1500	55		
BullnoseFlat15	3 ³ / ₄ "	21"	-	19 ¹ / ₂ "	19 ¹ / ₂ "	-	9568	1959	130		
BullnoseFlat11	4"	22"	-	20"	20"	-	1374	2150	132		
BullnoseFlat5	4"	22 ¹ / ₂ "	-	20"	20"	-	952	2250	138		
BullnoseFlat6	4"	24 ¹ / ₂ "	-	22"	22"	-	954	2500	165		
BullnoseFlat16	3 ¹ / ₄ "	26 ¹ / ₄ "	-	24"	24"	-	14172	2376	165		
BullnoseFlat7	3 ³ / ₄ "	26 ¹ / ₂ "	-	24"	24"	-	953	2750	183		
BullnoseFlat8	3 ³ / ₄ "	28"	-	25 ¹ / ₄ "	25 ¹ / ₄ "	-	1372	3000	201		
BullnoseFlat14	4"	37"	-	34"	34"	-	9368	5600	378		
BullnoseFlat13	4"	42"	-	38 ³ / ₄ "	38 ³ / ₄ "	-	1376	9850	492		
BullnoseFlat12	4"	48"	-	44 ³ / ₄ "	44 ³ / ₄ "	-	1375	11750	648		

301 Pleasant Drive • Dallas, TX 75217
 (800) 398-1199 • FAX (214) 398-1293
 www.stonelegends.com • sales@stonelegends.com

STONE LEGENDS

Can't find the pier cap
you need?
Contact your sales
representative to
discuss custom pier
caps.



Flat Top Pier Caps by
STONE LEGENDS

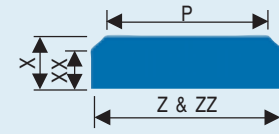
Caps for Landscape Piers - Flat Top

Type Description
Caps For Landscape Piers

Primary View
Flat Top

View Modifiers
360 Degree

Surname
Chamfer



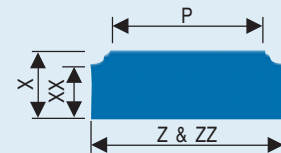
	X	Z&Y	XX	ZZ	P	Unit ID	Cost Factor	Weight
● Chamfer1	4"	14"	3"	14"	12"	511	1250	65
● Chamfer2	5"	14"	4"	14"	12"	9379	1350	73
● Chamfer3	5 1/2"	14"	4 1/2"	14"	12"	1017	1500	80
Chamfer4	3 1/2"	16"		16"	6"	1018	1250	67
Chamfer5	3"	18"	2 1/2"	18"	17"	1019	1350	73
Chamfer6	3 1/2"	18"	3"	18"	17"	1020	1550	85
Chamfer14	6"	18"	4"	18"	14"	14011	2327	140
Chamfer7	4"	19"	2 1/2"	19"	16"	1021	1750	108
Chamfer8	5 1/2"	21"	1 1/2"	21"	9 1/2"	1022	2600	182
Chamfer15	6"	26"	4"	26"	22"	14176	4851	300
Chamfer9	3 1/2"	24"	2 1/2"	24"	6"	1023	2250	151
Chamfer10	4 3/4"	24"		24"	6"	1024	2913	205
Chamfer11	5"	24"	4"	24"	10"	1025	2900	216
Chamfer12	4"	26"	3"	26"	24"	929	2700	202
Chamfer18	6 11/16"	26"	4 11/16"	26"	8"	14455	4525	357
Chamfer13	6"	30"	5"	30"	28"	1027	5400	405
Chamfer16	4"	32"	3 1/2"	32"	31"	15897	4096	323
Chamfer19	4"	32 1/2"	3 1/2"	32 1/2"	31 1/2"	15553	4225	334
Chamfer17	4"	33"	3"	33"	12 1/2"	14270	4356	344
Chamfer20	7"	36"	6 1/2"	36"	24"	16033	9072	681

Type Description
Caps For Landscape Piers

Primary View
Flat Top

View Modifiers
360 Degree

Surname
Cole



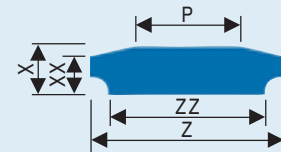
	X	Z&Y	XX	ZZ	P	Unit ID	Cost Factor	Weight
● Cole1	5 1/2"	15"	4 5/16"	15"	11 1/2"	548	1600	93
Cole2	5 1/2"	20"	4 5/16"	20"	16 1/2"	1032	2600	165

Type Description
Caps For Landscape Piers

Primary View
Flat Top

View Modifiers
360 Degree

Surname
Connolly Flat



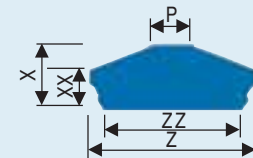
	X	Z&Y	XX	ZZ	P	Unit ID	Cost Factor	Weight
● ConnollyFlat3	4"	15"	2 1/2"	12"	12"	14212	1114	65
ConnollyFlat1	5 1/2"	19"	5"	16"	6"	1028	2500	121
ConnollyFlat2	5 1/2"	27"	5"	24"	9"	1029	5050	256

Type Description
Caps For Landscape Piers

Primary View
Flat Top

View Modifiers
360 Degree

Surname
Damask Flat





	X	Z&Y	XX	ZZ	P	Unit ID	Cost Factor	Weight
DamaskFlat1	15"	43"	7"	38 1/2"	15"	9745	22188	1753

301 Pleasant Drive • Dallas, TX 75217
(800) 398-1199 • FAX (214) 398-1293
www.stonelegends.com • sales@stonelegends.com

STONE LEGENDS

The Flatface pier caps can be stacked to create new, dramatic styles of pier cap.



Flat Top Pier Caps by
STONE LEGENDS

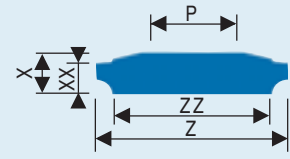
Caps for Landscape Piers - Flat Top

Type Description
Caps For Landscape Piers

Primary View
Flat Top

View Modifiers
360 Degree

Surname
Cornel



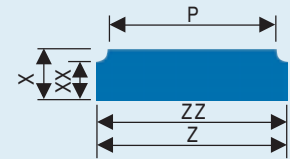
	X	Z&Y	XX	ZZ	P	Unit ID	Cost Factor	Weight
Cornel1	5"	21 1/2"	4"	18"	12"	1033	2900	150
Cornel4	5"	24 1/2"	4"	21"	15"	13883	3733	225
Cornel2	5"	28 1/2"	4"	25"	19"	13972	5049	350
Cornel3	5"	32 1/2"	4"	29"	23"	13929	6568	375
Cornel5	9 1/8"	39 1/2"	8 1/8"	32"	22"	13881	14095	1045

Type Description
Caps For Landscape Piers

Primary View
Flat Top

View Modifiers
360 Degree

Surname
Cove



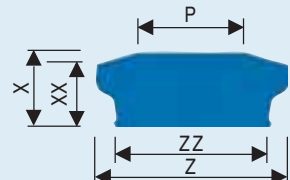
	X	Z&Y	XX	ZZ	P	Unit ID	Cost Factor	Weight
Cove2	4 7/8"	13 1/2"	3 7/8"	13 1/2"	12"	9380	1250	68
Cove1	4"	14"	3"	14"	12"	547	1250	65
Cove4	7"	14"	6"	14"	12"	15867	1372	102
Cove3	4"	20"	3"	20"	18"	15430	1600	126

Type Description
Caps For Landscape Piers

Primary View
Flat Top

View Modifiers
360 Degree

Surname
Dublin Flat



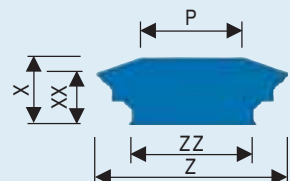
	X	Z&Y	XX	ZZ	P	Unit ID	Cost Factor	Weight
DublinFlat1	12 9/16"	32 1/4"	10 9/16"	25 3/8"	17 3/8"	15089	12288	971

Type Description
Caps For Landscape Piers

Primary View
Flat Top

View Modifiers
360 Degree

Surname
Manleyfield



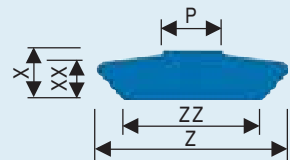
	X	Z&Y	XX	ZZ	P	Unit ID	Cost Factor	Weight
Manleyfield1	13 1/2"	38"	10 1/2"	24"	20"	15436	19494	337

Type Description
Caps For Landscape Piers

Primary View
Flat Top

View Modifiers
360 Degree

Surname
Osprey





	X	Z&Y	XX	ZZ	P	Unit ID	Cost Factor	Weight
Osprey1	8 1/8"	31 1/4"	6 1/4"	22"	6"	9378	11900	358

301 Pleasant Drive • Dallas, TX 75217
(800) 398-1199 • FAX (214) 398-1293
www.stonelegends.com•sales@stonelegends.com

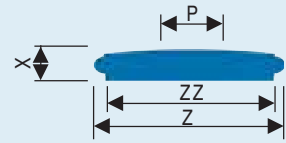
STONE LEGENDS

Pier Caps
can be used
for many
purposes, like
the cap for
this custom
mailbox.



Flat Top Pier Caps by
STONE LEGENDS

Caps for Landscape Piers - Flat Top



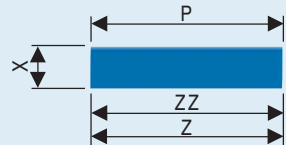
Type Description
Caps For Landscape Piers

Primary View
Flat Top

View Modifiers
360 Degree

Surname
Extrados Flat

	X	Z&Y	XX	ZZ	P	Unit ID	Cost Factor	Weight
● ExtradosFlat11	3 3/4"	12 1/2"	-	10"	10"	14772	1248	47
● ExtradosFlat1	3 3/4"	14 1/2"	-	12"	12"	1035	1250	51
ExtradosFlat2	4"	18 1/2"	3 3/4"	16"	8"	1036	1950	87
ExtradosFlat6	4"	19 1/2"	3 3/4"	17"	6"	14770	1499	118
ExtradosFlat4	4 1/2"	20 1/2"	3 3/4"	18"	10"	13886	1800	143
ExtradosFlat5	4 1/2"	21 1/2"	3 3/4"	19"	11"	13761	2250	125
ExtradosFlat10	3 3/4"	24 1/2"	-	22"	22"	13945	2251	178
ExtradosFlat7	4"	30"	3 3/4"	27 1/2"	20"	13863	3600	235
ExtradosFlat3	4"	30 1/2"	3 3/4"	28"	20"	9371	3750	248
ExtradosFlat8	3 3/4"	34 3/8"	-	31"	31"	14769	4433	332
ExtradosFlat9	4"	36"	3 3/4"	33 1/2"	20"	14771	5169	389



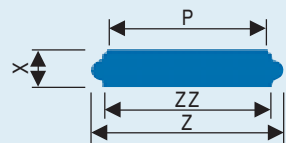
Type Description
Caps For Landscape Piers

Primary View
Flat Top

View Modifiers
360 Degree

Surname
Flatface

	X	Z&Y	XX	ZZ	P	Unit ID	Cost Factor	Weight
Flatface1	4"	9"	4"	9"	9"	1037	900	24
● Flatface2	4"	12"	4"	12"	12"	1038	1000	43
● Flatface3	2 1/2"	13"	2 1/2"	13"	13"	1039	1050	32
Flatface4	4"	15"	4"	15"	15"	9372	1150	67
Flatface5	2 1/2"	16"	2 1/2"	16"	16"	1040	1000	48
Flatface6	3 1/2"	16"	3 1/2"	16"	16"	1041	1050	67
Flatface7	4"	16"	4"	16"	16"	1042	1250	76
Flatface8	5 1/4"	16"	5 1/4"	16"	16"	1043	1350	100
Flatface9	4"	17 1/2"	4"	17 1/2"	17 1/2"	1044	1350	92
Flatface10	2"	18"	2"	18"	18"	1045	1100	49
Flatface11	3"	18"	3"	18"	18"	1046	1200	73
Flatface12	4"	20"	4"	20"	20"	1047	1600	120
Flatface13	6"	21"	6"	21"	21"	1048	2650	199
Flatface14	2"	22"	2"	22"	22"	1049	1300	72
Flatface15	4"	24"	4"	24"	24"	1052	2300	172
Flatface16	5"	24"	5"	24"	24"	1053	2900	216
Flatface17	4"	28"	4"	28"	28"	1054	3150	235
Flatface20	6"	30"	6"	30"	30"	15551	5400	427
Flatface18	6"	32 1/2"	6"	32 1/2"	32 1/2"	9381	6350	475
Flatface19	6 1/2"	49 1/2"	6 1/2"	49 1/2"	49 1/2"	1055	15900	1195



Type Description
Caps For Landscape Piers

Primary View
Flat Top

View Modifiers
360 Degree



Surname
Mariah Flat

	X	Z&Y	XX	ZZ	P	Unit ID	Cost Factor	Weight
MariahFlat1	4 3/4"	24"	-	20"	19 1/2"	14452	2738	216

301 Pleasant Drive • Dallas, TX 75217
(800) 398-1199 • FAX (214) 398-1293
www.stonelegends.com • sales@stonelegends.com

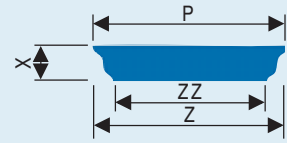
STONE LEGENDS

Flat top pier caps make perfect bases for finials and spheres, leaving you with numerous design options.

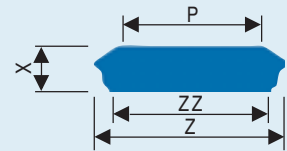


Flat Top Pier Caps by
STONE LEGENDS

Caps for Landscape Piers - Flat Top



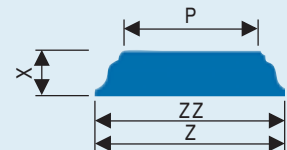
Type Description	Primary View	View Modifiers			Surname	Unit ID	Cost Factor	Weight
Caps For Landscape Piers	Flat Top	360 Degree			Ogee Flat			
	X	Z&Y	XX	ZZ	P			
OgeeFlat7	3 1/2"	16 1/2"	-	13 1/2"	16 1/2"	13930	1193	75
OgeeFlat8	3 1/2"	20 1/2"	-	17 1/2"	20 1/2"	15212	1838	99
OgeeFlat6	4"	22"	-	19"	22"	9373	2050	126
OgeeFlat1	4"	30"	-	22"	30"	1056	4500	205
OgeeFlat2	5"	31"	-	27"	31"	562	6000	310
OgeeFlat3	5"	39"	-	35"	39"	1058	9500	501
OgeeFlat4	7 5/8"	41"	-	35"	41"	1059	16150	795
OgeeFlat5	4"	45"	-	42"	45"	9374	10500	567



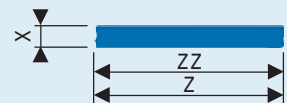
Type Description	Primary View	View Modifiers			Surname	Unit ID	Cost Factor	Weight
Caps For Landscape Piers	Flat Top	360 Degree			Ogee Mansard			
	X	Z&Y	XX	ZZ	P			
OgeeMansard6	5 1/2"	16 5/16"	5"	12 5/16"	5"	13956	1830	97
OgeeMansard4	10"	17 1/2"	8"	12"	8"	9375	3800	155
OgeeMansard3	5 1/2"	29"	5"	25"	8"	1064	5800	297
OgeeMansard1	10"	31 1/2"	8"	26"	16 1/4"	1062	12400	580
OgeeMansard2	9 1/2"	39 1/2"	6 1/2"	33 1/2"	27"	1063	18500	885
OgeeMansard5	10 5/8"	44 1/4"	7"	38 1/4"	10"	9376	26100	932



Type Description	Primary View	View Modifiers			Surname	Unit ID	Cost Factor	Weight
Caps For Landscape Piers	Flat Top	360 Degree			Orion			
	X	Z&Y	XX	ZZ	P			
Orion1	4"	20 1/2"	3 3/4"	17 1/2"	16 1/2"	9377	2100	108



Type Description	Primary View	View Modifiers			Surname	Unit ID	Cost Factor	Weight
Caps For Landscape Piers	Flat Top	360 Degree			Oriel Down			
	X	Z&Y	XX	ZZ	P			
OrielDown1	6 1/8"	22 5/8"	-	22 5/8"	16 1/4"	1060	3750	180
OrielDown2	6"	24"	-	24"	17 1/4"	550	4250	198



Type Description	Primary View	View Modifiers			Surname	Unit ID	Cost Factor	Weight
Caps For Landscape Piers	Flat Top	360 Degree			Rockface			
	X	Z&Y	XX	ZZ	P			
Rockface2	4"	30"	-	30"	30"	14545	3600	284
Rockface1	4"	32"	-	32"	32"	14544	4096	324

301 Pleasant Drive • Dallas, TX 75217
 (800) 398-1199 • FAX (214) 398-1293
 www.stonelegends.com • sales@stonelegends.com

STONE LEGENDS

Do
It
The
Easy
Way!

Our Stone Experts can help you to make the perfect choice for your exterior needs.

Send us your plans for a complete cost estimate.

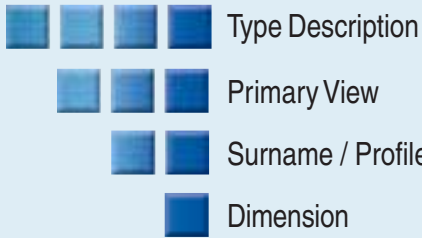
Send Us
Your Plans!

In return you will get a line item bid crossed-referenced to a graphic representation of your plans.

STONE LEGENDS

301 Pleasant Drive • Dallas, TX 75217
(800) 398-1199 • FAX (214) 398-1293
www.stonelegends.com • sales@stonelegends.com

Organization Guide



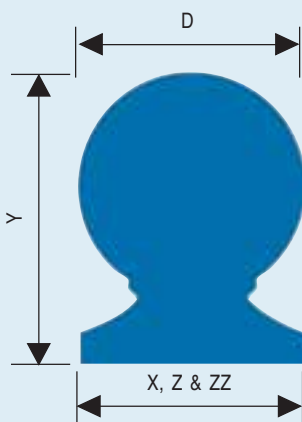
Listed below are available catalog options as shown in this chapter. Refer to page 6 for a complete list of available TypeDescriptions, PrimaryViews and Modifiers.

Product Groups	Type Descriptions	Primary Views	Modifiers
Finials	Finials	Um Animaleer Art Figurine Ornament SpecialShape Sphere Steeple	Base Final Pedestal Solid

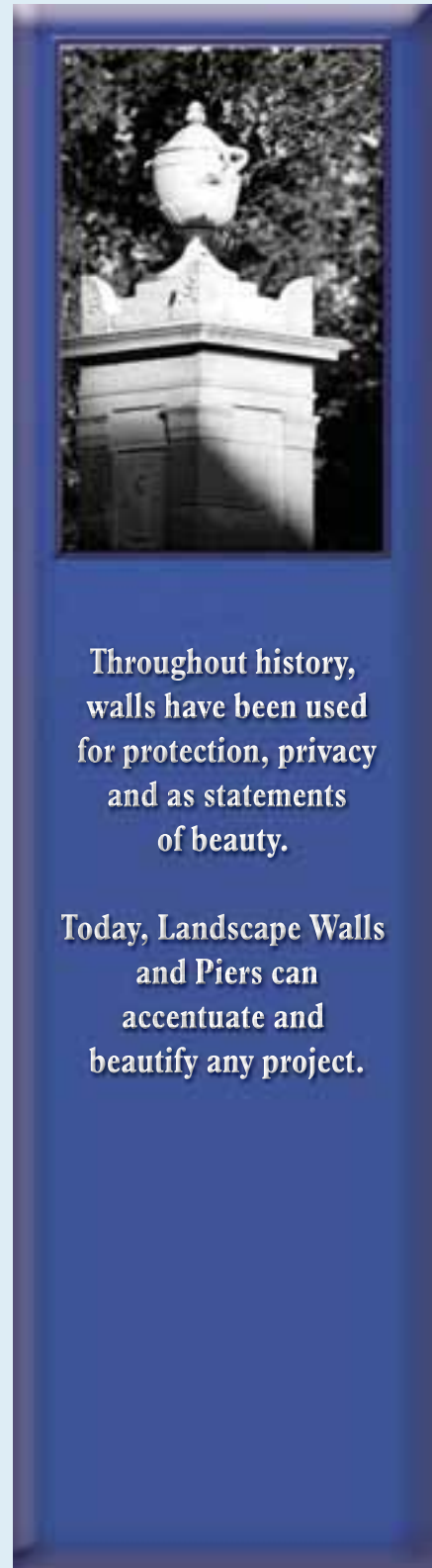
Pricing Legend

Finial costs are calculated based on an **Each Unit Basis**.

Refer to the **Stone Legends Pricing Legend**, located as an insert at the back of the catalog, for more information on calculating stone costs for catalog units.



- X** Width of a Unit.
- Z** the depth of the unit 90 Degrees perpendicular to the visual face.
- ZZ** Control Dimension - the depth (or setting bed) for a finial. Determines the size of pier cap the finial can sit on.
- Y** Height of a unit, a control dimension.
- D** Diameter



301 Pleasant Drive • Dallas, TX 75217
(800) 398-1199 • FAX (214) 398-1293
www.stonelegends.com • sales@stonelegends.com

STONE LEGENDS

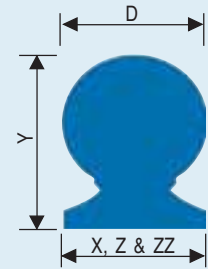
Finials, like the Ball with Pedestal1 (Unit ID 524), add the perfect finishing accent to any grand stair installation.



Finials & Spheres by

STONE LEGENDS

Finials & Spheres



Type Description
Finials

Primary View
Special Shape

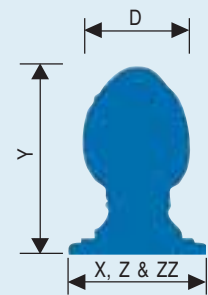
View Modifiers

Surname
Ball with Pedestal



Ball with Pedestal 6 Unit ID 1072 installed on an OgeeMansard2 FlatTop Pier Cap Unit ID 1063.

	X&Z	Y	ZZ	D	DD	Unit ID	Cost Factor	Weight
Ball w/pedestal 1	5 1/2"	7 1/2"	3 1/2"	5 1/2"	-	524	2150	10
Ball w/pedestal 2	8"	10 9/16"	8"	8"	-	1082	3000	28
Ball w/pedestal 3	9 1/4"	12"	9 1/4"	9 1/4"	-	1355	2900	50
Ball w/pedestal 4	10 3/4"	14"	10 3/4"	10 3/4"	-	1070	3750	65
Ball w/pedestal 5	11"	14"	11"	11"	-	1071	4050	72
Ball w/pedestal 6	12 1/4"	15 3/4"	12 1/4"	12 1/4"	-	1072	4800	92
Ball w/pedestal 7	14 1/4"	18"	14 1/4"	14 1/4"	-	1074	6300	168
Ball w/pedestal 8	16 1/4"	19 3/4"	16 1/4"	16 1/4"	-	1073	7900	241
Ball w/pedestal 9	24"	27 1/2"	16"	24"	-	14253	22500	626



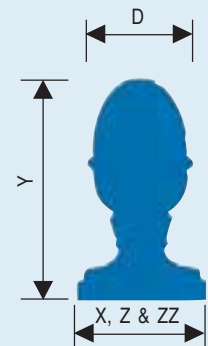
Type Description
Finials

Primary View
Special Shape

View Modifiers

Surname
Diamond Pinecone

	X&Z	Y	ZZ	D	DD	Unit ID	Cost Factor	Weight
Diamond Pinecone	16"	25 1/4"	16"	12"	-	1065	9250	185



Type Description
Finials

Primary View
Special Shape

View Modifiers
Pedestal

Surname
Doral Pinecone

	X&Z	Y	ZZ	D	DD	Unit ID	Cost Factor	Weight
Doral Pinecone	17"	30"	17"	17"	-	14268	14950	325



Gothic Cross

Unit ID 14752



Neo-Classic Urn1

Unit ID 1067



Exeter

Unit ID 13855



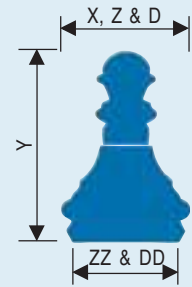
Nouveau Urn

Unit ID 14255

Urns, like the Raleigh Urn (Unit ID 263) also make great finials. For more urn choices, see Chapter 8 - Site Enhancements.

Finials & Spheres by
STONE LEGENDS

Finials & Spheres



Type Description
Finials

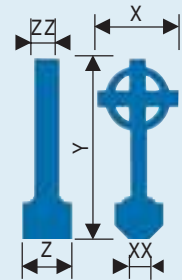
Primary View
Special Shape

View Modifiers
BaseFinial

Surname
Exeter

	X&Z	Y	ZZ	D	DD	Unit ID	Cost Factor	Weight
Exeter	22 ¹ / ₄ "	34"	8 ⁷ / ₈ "	18 ⁷ / ₈ "	8 ⁷ / ₈ "	13855	14766	660

Note: The Exeter is a two-part finial that must be assembled on site.



Type Description
Finials

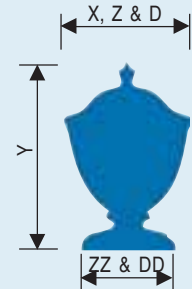
Primary View
Special Shape

View Modifiers

Surname
Gothic Cross

	X	XX	Z	ZZ	Y	Unit ID	Cost Factor	Weight
Gothic Cross	18"	6 ³ / ₄ "	18"	6"	67 ¹ / ₄ "	14752	32600	625

Note: The Gothic Cross is a two-part finial that must be assembled on site.



Type Description
Finials

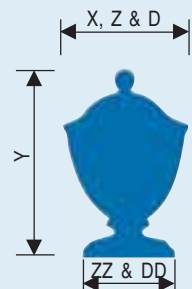
Primary View
Urn

View Modifiers
Solid

Surname
Neo-Classic Urn

	X&Z	Y	ZZ	D	DD	Unit ID	Cost Factor	Weight
Neo-ClassicUrn1	16"	24"	12"	16"	12"	1067	12500	150
Neo-ClassicUrn2*	24"	36"	18"	24"	18"	13968	18750	275

Note: The Neo-ClassicUrn2 is a two-part finial that must be assembled on site.



Type Description
Finials

Primary View
Urn


View Modifiers
Solid

Surname
Nouveau Urn

	X&Z	Y	ZZ	D	DD	Unit ID	Cost Factor	Weight
Nouveau Urn	16"	24"	12"	16"	12"	14255	11450	150

301 Pleasant Drive • Dallas, TX 75217
(800) 398-1199 • FAX (214) 398-1293
www.stonelegends.com•sales@stonelegends.com

STONE LEGENDS



Pineapple

Unit ID 1068



Saturn Ringed Ball1

Unit ID 15528



Pentland Urn1

Unit ID 14256



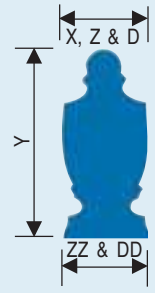
Sphere1

Unit ID 1081

Finials, like the Sphere2 (Unit ID 1075), come in various sizes to fit your exact needs.

Finials & Spheres by
STONE LEGENDS

Finials & Spheres



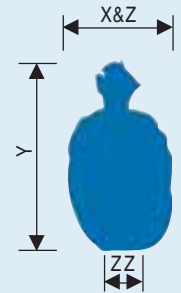
Type Description
Finials

Primary View
Urn

View Modifiers
Solid

Surname
Pentland Urn

	X&Z	Y	ZZ	D	DD	Unit ID	Cost Factor	Weight
Pentland Urn 1	5"	10 ³ / ₈ "	5"	5"	5"	14256	2750	21
Pentland Urn 2	9"	19 ⁵ / ₈ "	9"	9"	5"	14262	5500	119



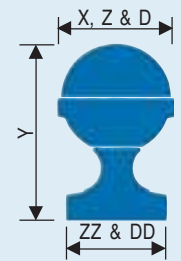
Type Description
Finials

Primary View
Special Shape

View Modifiers
Solid

Surname
Pineapple

	X&Z	Y	ZZ	D	DD	Unit ID	Cost Factor	Weight
Pineapple	12"	19 ¹ / ₂ "	5"	12"	5"	1068	4500	135



Type Description
Finials

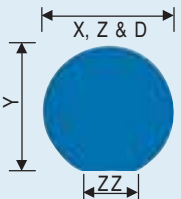
Primary View
Sphere

View Modifiers
Base

Surname
Saturn Ringed Ball

	X&Z	Y	ZZ	D	DD	Unit ID	Cost Factor	Weight
SaturnRingedBall1	28"	42 ¹ / ₂ "	24"	28"	24"	15528	28140	1110

Note: The Saturn Ringed Ball is a three-part finial that must be assembled on site.



Type Description
Finials

Primary View
Sphere

View Modifiers
Solid

Surname
Sphere

	X&Z	Y	ZZ	D	DD	Unit ID	Cost Factor	Weight
Sphere 1	10 ³ / ₄ "	10 ³ / ₄ "	5 ¹ / ₂ "	10 ³ / ₄ "	-	1081	2400	45
Sphere 2	12"	12"	6"	12"	-	1075	3000	65
Sphere 3	18"	18"	7"	18"	-	1078	10000	220
Sphere 4	24"	24"	10"	24"	-	1080	17500	530
Sphere 5	36"	36"	8"	36"	-	1079	45000	1820

The Medici Urn (Unit ID 379) is an elegant choice when your finial needs include flora. For more urn choices, see Chapter 8 - Site Enhancements.



Finials & Spheres by
STONE LEGENDS

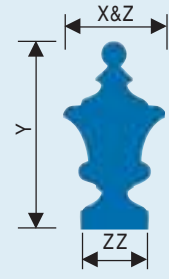
Finials & Spheres

Type Description
Finials

Primary View
Urn

View Modifiers
Solid

Surname
Spaulding Urn



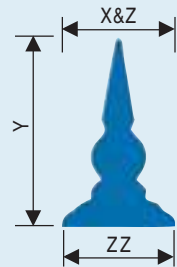
	X&Z	Y	ZZ	D	DD	Unit ID	Cost Factor	Weight
Spaulding	12"	22"	8"	-	-	14709	8950	130

Type Description
Finials

Primary View
Steeple

View Modifiers
Solid

Surname
Steeple



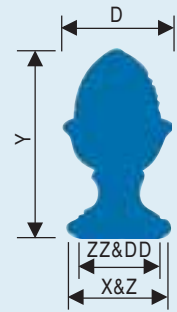
	X&Z	Y	ZZ	D	DD	Unit ID	Cost Factor	Weight
Steeple1	11 1/2"	18 1/2"	11 1/2"	-	-	1076	10000	50
Steeple2	11 1/2"	11 1/2"	11 1/2"	-	-	15447	8750	49
Steeple3	18"	24"	18"	-	-	14659	17450	291

Type Description
Finials

Primary View
Special Shape

View Modifiers
Solid

Surname
Traditional Pinecone



	X&Z	Y	ZZ	D	DD	Unit ID	Cost Factor	Weight
Pinecone2	10 5/8"	18"	9 1/8"	10 5/8"	9 1/8"	14386	6498	112
Pinecone1	12"	23"	10 1/8"	12"	10 1/8"	638	6750	130

Type Description
Finials

Primary View
Urn

View Modifiers
BaseFinial

Surname
Veronica



	X&Z	Y	ZZ	D	DD	Unit ID	Cost Factor	Weight
Veronica	13 1/2"	27 1/2"	9 1/2"	13 1/2"	9 1/2"	14086	12950	150

Note: The Veronica Urn is a four-part finial that must be assembled on site.

301 Pleasant Drive • Dallas, TX 75217
(800) 398-1199 • FAX (214) 398-1293
www.stonelegends.com•sales@stonelegends.com

STONE LEGENDS

**Demand Only
The Best!**



**Natural Cut Stone is
the perfect compliment
for your Cast Stone
Landscape Accents.**



**Contact Stone Origins
today for all of your
natural cut stone needs.**

Full color catalog available.



**888-398-1299
www.stoneorigins.com**

Stone Origins

**Wall Cladding
in Natural Cut Stone**