

## Design Options Keystone

The finishing touch to a great window or door surround



A beautiful example of a FlatfaceSlant Keystone



This "Recess" Keystone was designed to fit the pattern of the entry.



An example of a Batman Slanted Keystone in a Circle Circled top window surround.



Note the wider Chamfer Keystone on the Circle Top Door surround in comparison to the one on the front of the building



Exapmle of a Flatface Keystone Plinth blocks in the Circle Top Window surround.



Note the how the Recess keystones compliment the Plinth blocks in the Circle Top Window surround.



This photo shows a Flatfaceslant Keystone in an uniquely designed Jackarch






This example shows the very popular Chamfer Keystone in a Jackarch





A beautiful example of a simple but elegant Flatface Keystone in a Jackarch

# Keystones

## Keystone Examples:



# Keystones



## Secondary Considerations

The following list of questions will help to identify situations that are not typical, but possibly critical.

- Will the keystone be installed into a surround? (See Surrounds for more information)
- Is the opening surround single or double sided?