

Cast Stone Distributor

Fine Cast Stone Products

Balustrade System

Balustrade are a set of cast stone parts that make up a handrail, usually for stairs or patios. They include the handrail, base rail and the balusters that form the vertical parts between.

- **I want to add balustrade to my stairs, how can I make them fit?**

Balusters come with either standard lug or stair lug. A qualified stone mason will be able to cut the lugs to match the slope of your staircase.

- **Are there any other styles of balustrade systems available?**

There are many different styles available, including screens and grabbable handrails. Ask your sales representative if you are interested in alternative styles.



Radius Balustrade



Tally Screen
(Custom Item)



Florentine
Baluster
(Custom Item)



BinelliCaprice/Verona Newel Pier
BinelliNoble/Verona Balustrade System
(Custom Item)

- **Do I have to place a newel pier at the end of my balustrade system?**

A newel pier is an optional way to finish a balustrade system. If you choose not to use newel piers you will need a finished end part for the handrail and baserail.

- **Are there any concerns I should have when installing balustrade?**

If your balustrade system is going to be placed above ground level there are local building codes, called "ball codes" that specify the maximum space allowed between balusters. This may require additional balusters for your project.



Cast Stone Distributor

Fine Cast Stone Products

Standard Balustrade

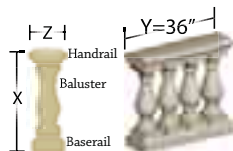
Otterwood2 Extrados1 Chamfer1

cm. 12923



For the standard balustrade connections the handrail connects to the newel pier at the top of the shaft. (180° connection shown)

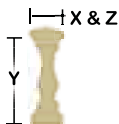
Grade



(Side View)



Dimensions - x4" z9½" zz7" y36"



Dimensions - x6¾" z6¾" y27½"



Dimensions - x4" z9" zz7" y36"

Additional Balusters

Balusters are included in the balustrade unit. However, local ball codes may require less space between balusters, requiring additional balusters to be ordered.



Standard Lug

cm. 9194

Dimensions

x6¾" z6¾" y27½"



Stair Lug

cm. 12943

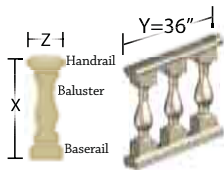
Dimensions

x6¾" z6¾" y34½"

Otterwood2A Extrados1 Chamfer1

cm. 9735

Stair



(Side View)



Dimensions - x4" z9½" zz7" y36"



Dimensions - x7" z7" y34½"



Dimensions - x4" z9" zz7" y36"


Cast Stone Distributor

Fine Cast Stone Products

Standard Connection Balustrade

Part Options Available

Extrados Handrail



Dimensions - x4" z9½" zz7"

Parts Available



Straight



Cope Right



Cope Left

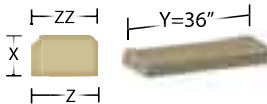


Finished End



Radius Parts
Available in 18" - 30" - 36"

Chamfer Baserail



Dimensions - x4" z9" zz7"

Parts Available



Straight




Cope Right



Cope Left



Finished End




Radius Parts
Available in 18" - 30" - 36"

CarriegaA - Standard Connection Newel Pier

est. 1381

For standard connections the balustrade handrail meets the newel pier along the shaft. 4 shaft configurations are available .

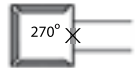


Dimensions

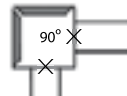
x12" z12" y41⅝"



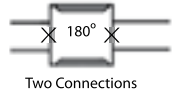
No Connection
Stand Alone Pier



One Connection
End Pier



Two Connections



Two Connections

Cast Stone Distributor

Fine Cast Stone Products

Pass-Thru Balustrade

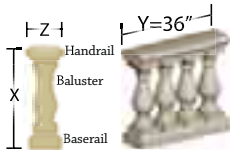
Otterwood2 Extrados1 Chamfer1

cm. 12923

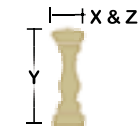


For the pass-thru balustrade connections the handrail connects to the newel pier at the cap. (180° connection shown)

Grade



Dimensions - x4" z9½" zz7" y36"



Dimensions - x6¾" z6¾" y27½"



Dimensions - x4" z9" zz7" y36"

Additional Balusters

Balusters are included in the balustrade unit. However, local ball codes may require less space between balusters, requiring additional balusters for each balustrade unit.



Standard Lug

cm. 9194

Dimensions

x6¾" z6¾" y27½"



Stair Lug

cm. 12943

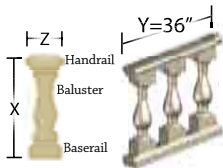
Dimensions

x6¾" z6¾" y34½"

Otterwood2A Extrados1 Chamfer1

cm. 9735

Stair



Dimensions - x4" z9½" zz7" y36"



Dimensions - x7" z7" y34½"



Dimensions - x4" z9" zz7" y36"


Cast Stone Distributor

Fine Cast Stone Products

Pass-Thru Connection Balustrade


Part Options Available

Extrados Handrail



Dimensions - x4" z9½" zz7"

Parts Available



Straight



Cope Right



Cope Left

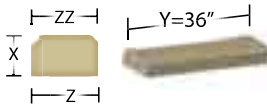


Finished End



Radius Parts
Available in 18" - 30" - 36"

Chamfer Baserail



Dimensions - x4" z9" zz7"

Parts Available



Straight



Cope Right



Cope Left



Finished End

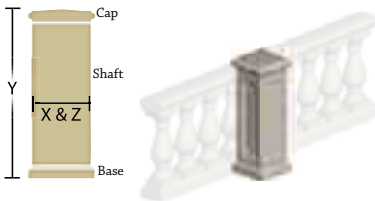


Radius Parts
Available in 18" - 30" - 36"

Carriega - Pass-Thru Connection Newel Pier

emp. 9244

For pass-thru connections the balustrade handrail meets the newel pier at the cap. 4 cap configurations are available

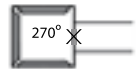


Dimensions

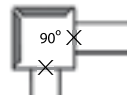
x12" z12" y37½"



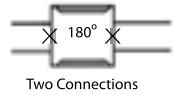
No Connection
Stand Alone Pier



One Connection
End Pier



Two Connections



Two Connections

Cast Stone Distributor

Fine Cast Stone Products

Columns

Columns are just like the columns of ancient Greek and Roman architecture, tall pillars that support a roof. The designs of many column are based on the ancient styles, such as our Tuscan columns.

- **How are Columns installed?**

Columns are tied at the top and bottom and the parts are tied to a support structure that runs down the center. There are many options available for installing columns. Consult a professional for more details and to make sure your structure meets the proper building codes.



- **Can I make my columns taller or shorter?**

There are a couple of ways to modify the height of a column. You can add a few inches, you can put a plinth under the base. In order to shorten a column, you should cut each shaft section equally to prevent the column from looking unproportional.

- **What other ways can columns be used?**

Halves of a column can be used as a pilaster, on entryways, colonnades, pedestals, gazebos. They can be used as legs on a surround or even indoors.

- **Can columns be used for structural purposes?**

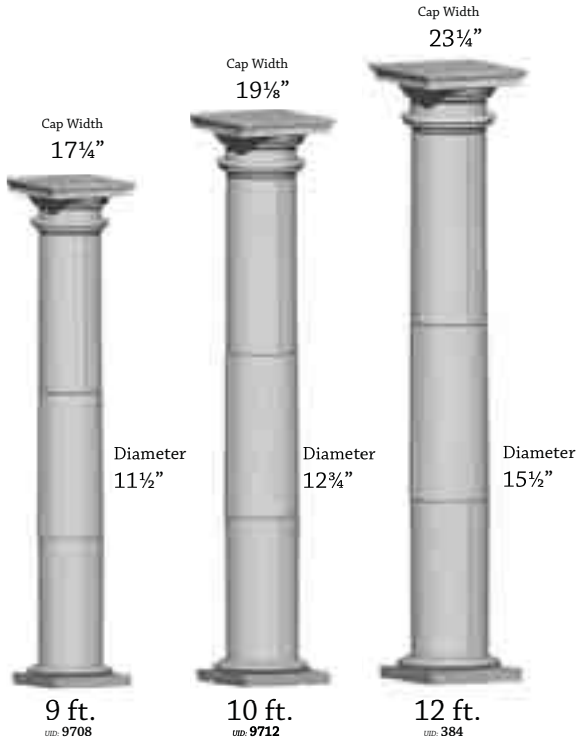
Yes, but only solid core columns. It is better to use an existing structure and wrap it with our hollow core columns.



Cast Stone Distributor

Fine Cast Stone Products

Tuscan Straight Columns



**Many Other
Custom
Units and Sizes
Available**


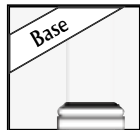
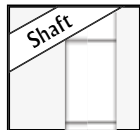
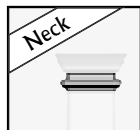
Cast Stone Distributor

Fine Cast Stone Products



Tuscan Tapered Columns

(Columns that narrow at top half of the shaft)



Cast Stone Distributor

Fine Cast Stone Products

Pavers, Panels and Stair Treads

Pavers and Panels are flat squares or rectangles of cast stone. They are used primarily for covering floors or walls, but have a wide variety of other uses, such as surround panels and filler panels with fireplaces. Stair treads are used for similar purposes, but have a finished rounded edge. They are used for stairs and for pool coping.



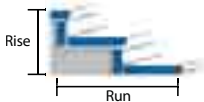
- **I would like to create a different look for my patio. How can I accomplish this?**

There are many patterns you can create with out pavers If you want a more uniform look purchase pavers all the same size. For a more random look, mix square and rectangular paver stones.

- **How can I calculate how many treads and risers I will need for my stairs?**

By using the rise and run formula, you can easily calculate the number of treads and risers you will need.

Enhance your stairs with decorative scroll brackets or install recessed lighting to add a stylish safety feature to your project. You can also use stair treads for **pool coping**.



- **What issues should I be aware of when I install panels and paver stones?**

As with all stone products, be sure that the structure you are attaching stone to is strong enough to support the stone. Consult with a architect or stone mason familiar with local building codes when designing with cast stone. We offer mason and architect referral services online.

- **What causes stone to crack?**

It is caused by the effects of freeze thaw. When stone absorbs water and freezes the water expands. This is a natural process that all building materials are subjected to. This expansion can cause cracks and pieces may break off. Cast stone's absorption rate is significantly lower than natural stone products.

Cast Stone Distributor

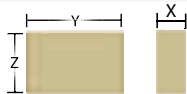
Fine Cast Stone Products

Wall and Floor Panels



Paver Panels can be used horizontally as floor pavers, or vertically as wall panels

Flatface mod. 13198



Dimensions

x2" z12" y24"

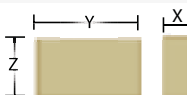
Flatface mod. 13935



Dimensions

x2" z24" y24"


Flatface mod. 17744



Dimensions

x2" z17 $\frac{3}{4}$ " y31 $\frac{3}{4}$ "

Flatface mod. 17882



Dimensions

x2" z15 $\frac{3}{4}$ " y31 $\frac{3}{4}$ "

Cast Stone Distributor

Fine Cast Stone Products

Wall and Floor Panels

Flatface (Coral Textured Finish) cm. 19736



Dimensions

$x2'' z31\frac{3}{4}'' y15\frac{3}{4}''$

Flatface cm. 21010



Dimensions

$x3\frac{1}{2}'' z7\frac{7}{8}'' y23\frac{5}{8}''$

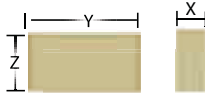
Flatface cm. 21011



Dimensions

$x3\frac{1}{2}'' z11\frac{5}{8}'' y23\frac{5}{8}''$

Flatface cm. 21012



Dimensions

$x3\frac{1}{2}'' y15\frac{5}{8}'' z23\frac{5}{8}''$



Paver Panels can be used horizontally as floor pavers, or vertically as wall panels

Cast Stone Distributor

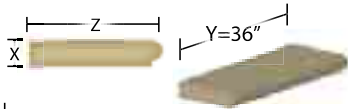
Fine Cast Stone Products

Stair Treads

All Stair Treads and Wall and Floor Panels shown here are all 2 inches thick

Bullnose Flatface

UMD 720



Dimensions

x2" z14" y12"

Parts Available



Straight



Cope
Outside Right



Cope
Outside Left

FlatfaceRiser2

UMD 13178



Dimensions

x6" z2" y12"

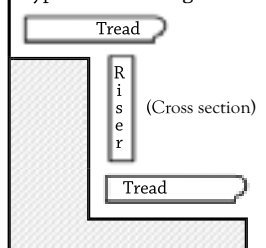
Parts Available



Straight

(No Copes Necessary)

Typical Stair Configuration



Cast Stone Distributor

Fine Cast Stone Products

Landscape Accents

Landscape Accents are caps for landscaping walls and piers, barriers set around a garden or other landscaped area. Wall caps are 3 ft. parts that fit on top of the length of the wall. Pier caps go on top of square piers that are built at the corners and ends of the wall. They come in matched pairs of profiles designed to go together, like a profile family.



- **What issues may come up as I install wall and pier caps in my landscaping design?**
Make sure that the setting bed dimension ("Z" dimension, or "ZZ" for Extrados family) of the Wall and Pier caps are equal to or larger than the wall or pier it rest on.
- **Can I install lights on top of pier caps?**
Yes, you can drill holes for the electrical or the holes can be pre made (with custom orders only) Finials or planters can also be added.
- **What design options are available for landscaping walls?**
Using decorative panels as banding on the walls creates a strong design element. You can add profiles below the wall cap to create a more elaborate look.



- **Are there any other profile options available for wall and pier caps?**
Of course, contact your sales rep and ask about more profile options. You can use single sided profiles as wall caps as well, by placing identical pieces back to back.



Cast Stone Distributor


Fine Cast Stone Products

Landscape Accents

The following profiles are commonly used for Wall Caps

Extrados3

UDL 1431



Dimensions

x3½" z10¾" xx3¼" zz8⅞"



Parts Available



Straight


Cope Right

Cope Left

Finished End

Extrados6


UDL 1434



Dimensions

x4" z14½" xx3¾" zz12"

Parts Available



Straight


Cope Right

Cope Left

Finished End

Extrados13

UDL 1427



Dimensions

x4½" z19" xx4¼" zz16"

Parts Available



Straight

Cope Right

Cope Left

Finished End

Cast Stone Distributor

Fine Cast Stone Products

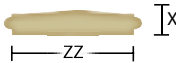

Landscape Accents

The following profiles are commonly used for Pier Caps

Extrados3

UDL 980

Extrados3 Extrados3
Landscape Family




Dimensions

$x4\frac{1}{2}''$ $z18\frac{1}{2}''$ $y18\frac{1}{2}''$ $xx4''$ $zz16''$

Extrados5

UDL 982

Extrados6 Extrados5
Landscape Family



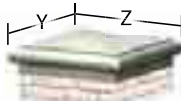
Dimensions

$x4\frac{1}{2}''$ $z20\frac{1}{2}''$ $y20\frac{1}{2}''$ $xx4''$ $zz18''$

Extrados19

UDL 14773

Extrados3 Extrados19
Landscape Family



Dimensions

$x4\frac{1}{2}''$ $z26\frac{1}{2}''$ $y26\frac{1}{2}''$ $xx4''$ $zz24''$

Cast Stone Distributor

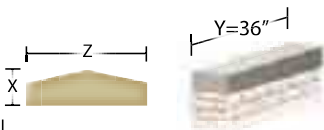
Fine Cast Stone Products

Landscape Accents

The following profiles are commonly used for Wall Caps

FlatfaceRisel

STD 1456



Dimensions

x4" z8" xx3 $\frac{3}{4}$ "

Parts Available



Straight

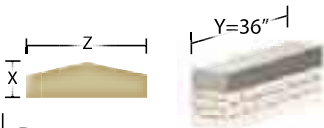
Cope Right

Cope Left

Finished End

FlatfaceRise22

STD 14185



Dimensions

x4" z12" xx3" q1"

Parts Available



Straight


Cope Right

Cope Left

Finished End

FlatfaceRisel2

STD 8950



Dimensions

x4" z16" xx3 $\frac{1}{2}$ "

Parts Available



Straight

Cope Right

Cope Left

Finished End

Cast Stone Distributor

Fine Cast Stone Products

Landscape Accents


The following profiles are commonly used for Pier Caps



FlatfaceRise4

UID: 987

FlatfaceRiseL FlatfaceRise4
Landscape Family




Dimensions

x3½" z14" y14" xx3"

FlatfaceRise7

UID: 991

FlatfaceRise22 FlatfaceRise7
Landscape Family




Dimensions

x4" z18" y18" xx3½"

FlatfaceRise11

UID: 995

FlatfaceRise12 FlatfaceRise11
Landscape Family



Dimensions

x4½" z24" y24" xx4"

Cast Stone Distributor

Fine Cast Stone Products

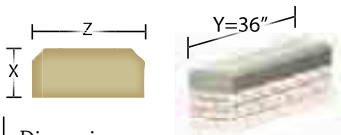
Landscape Accents

The following profiles are commonly used for Wall Caps



Chamfer9

unit 14225



Dimensions

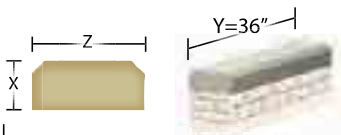
x4" z8" zz8" p6" q1"

Parts Available



Chamfer7

unit 711



Dimensions

x4" z14" xx4" p12" q1"

Parts Available



**Many Other
Custom Profiles
And Units Available**

Cast Stone Distributor

Fine Cast Stone Products


Landscape Accents

The following profiles are commonly used for Pier Caps



Chamfer1

UD 511

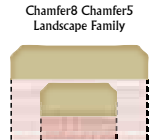


Dimensions

x4" z14" y14" xx3" p12"

Chamfer5

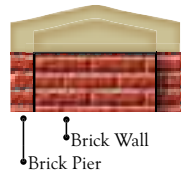

UD 1019



Dimensions

x3" z18" y18" xx2½" zz18" p17"

Landscape caps are matched profiles designed to be used together, a type of profile family. Select the proper profile to fit the depth of your landscaping wall and piers.



Cast Stone Distributor

Fine Cast Stone Products

Quoins

Quoins are defined as a corner support. In architecture a quoin is a series of rectangular accents that runs up a corner of an outside wall.



- **How do I make sure I order enough quoins for my project?**
Count the number of corners you want to accent with quoins, and measure the height. Then decide what configuration style you want to use. Choose how many quoins will be used per corner, and multiply by the number of corners. Check your measurements to see if they will fit the space.
- **What design options are available with quoins?**
There are many ways to install quoins, they can be widely spaced or close together, they are often staggered. There are custom designs available, but most quoins use designs similar to those offered on the next page.
- **What causes stone to pick up hazy discolorations?**
These discolorations are a natural phenomenon called efflorescence. It can usually be removed with stone cleaning products. PROSOCO Inc. is a good resource.
- **Is it possible to achieve the look of quoins using pavers?**
Yes, flatface panels can be used like quoins. Quoins are generally made of two panels that are thicker than the facade.

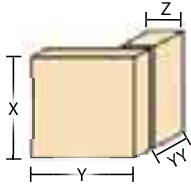
Configuration Options for Quoins



Cast Stone Distributor

Fine Cast Stone Products

Two Piece Quoins



Flatface1

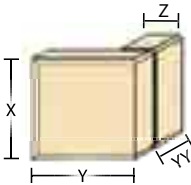
itm. 9332

Flatface Quoins
Top View



Dimensions

x10" z4" y12" yy7 $\frac{5}{8}$ "



Chamfer1

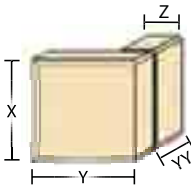
itm. 9350

Chamfer Quoins
Top View



Dimensions

x10" z3" y20" yy16 $\frac{5}{8}$ "



Chamfer2

itm. 9352

Chamfer Quoins
Top View



Dimensions

x12" z3" y12 $\frac{5}{8}$ " yy12"

**Many Other
Custom
Units Available**