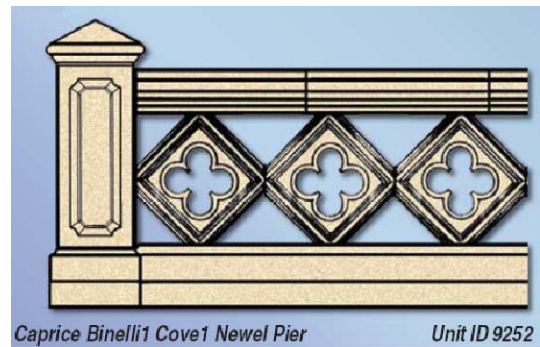



Design Options - Newel Pier

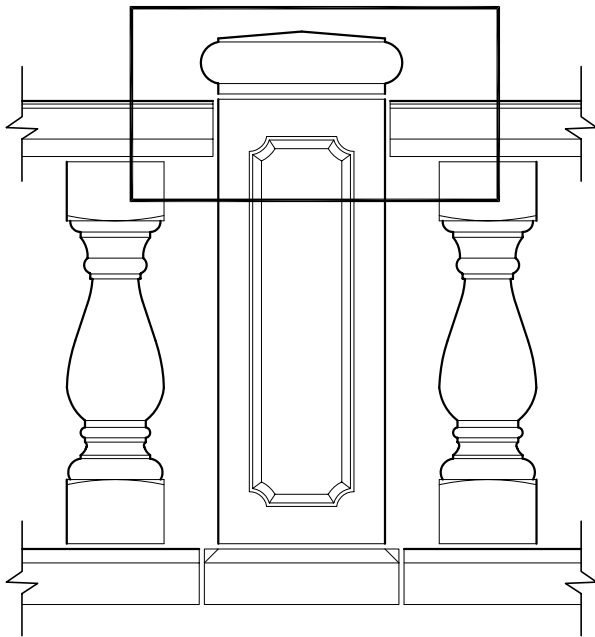
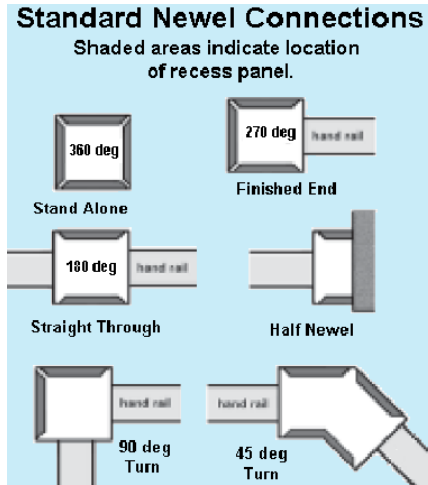
Add an impressive visual effect to your terrace.

Here are examples of Newel Piers we have to offer.

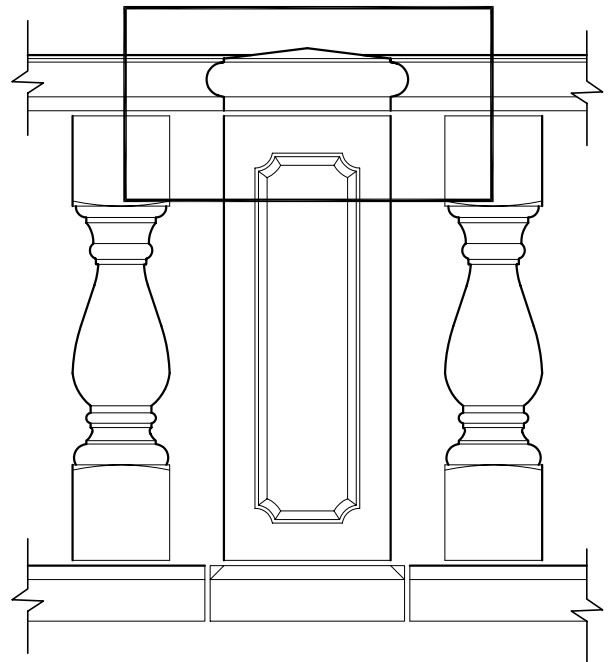


Design Options - Newel Pier

Add an impressive visual effect to your terrace.



Standard Newel Pier


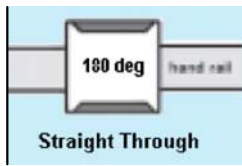


Pass Thru Newel Pier

Design Options - Newel Pier

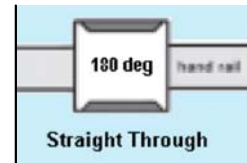
Add an impressive visual effect to your terrace.

Connection Examples



This examples shows our 180 degree pass thru Newel Pier. The Pass Thru connects at the cap and base rather than the shaft and base.

Note: Ends against the cap of the newel pier.



Here is our 180 degree Newel Pier with recess panels on 2 sides. The difference between this one and the 90 degree is that the 180 has recess panels on opposite sides of the shaft.


Note: Ends against the newel pier.



Here is an example of a 270 degree pass thru Newel Pier with recess panels on 3 sides.



This is an example of a 270 degree Newel Pier with recess panels on 3 sides.



Here is an example of a 90 degree Newel Pier with recess panels on 2 sides.