

Design Options - Sills

Accent your Window and create a different look with a Sill.

Sills

Sills allow water to drain away from your window efficiently. Below is a sill with extended coped corners.



These specialty bowl sills add a note of Old World hand crafting to these windows. Our sales technicians can price these based on the size required.



Shown below are a few examples of how sills can create different looks
Cast stone sills add definition, beauty and utility to a window.

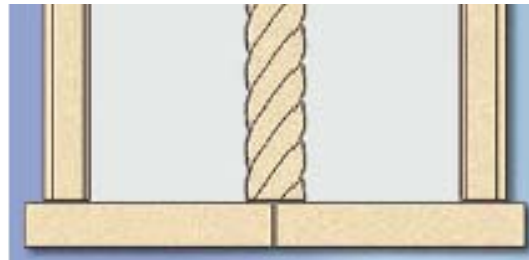
MarcusSlope - Sill



Cope Outside Left

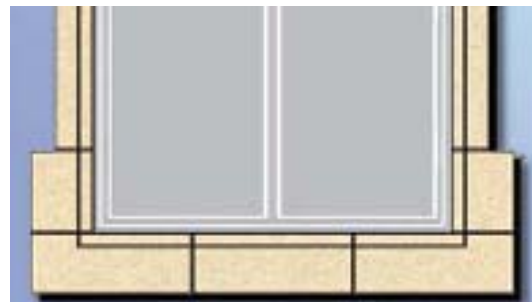
Cope Outside Right

Flatface - Sill



Straight

Straight



Turn Inside Left

Straight

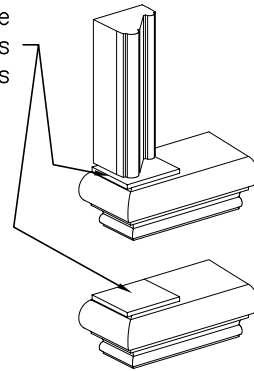
Turn Inside Right

Design Options - Sills

Accent your Window Surround and create a different look with a Sill.

Several examples of how to finish a sill when intersecting a window surround.

Square Base
Improves
aesthetics

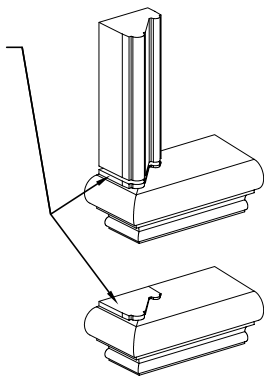


1 Isometric View

1

NOTE:
Sill has a SQ. base
which, simplifies
cutting in the field.

Profiled Base
Improves
aesthetics

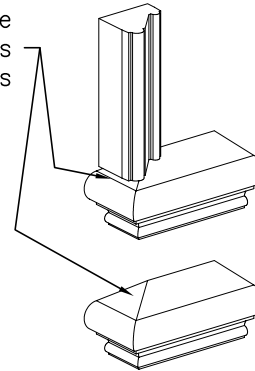


2 Isometric View

2

NOTE:
Sill has a Profiled base
which, simplifies
cutting in the field.

No Base
Compromises
Aesthetics



3 Isometric View

3

NOTE:
Sill has no base which,
complicates cutting in
the field.